



ALAMEDA COUNTY FLOOD CONTROL AND WATER CONSERVATION DISTRICT, ZONE 7

100 NORTH CANYONS PARKWAY, LIVERMORE, CA 94551 • PHONE (925) 454-5000 • FAX (925) 454-5727

June 30, 2018

Board of Directors
 Zone 7 Water Agency
 100 North Canyons Parkway
 Livermore, CA 94551

Subject: **Investment Report as of June 30, 2018 (Unaudited)**

Dear Board Members:

Pursuant to Resolution No. 18-42, dated May 17, 2018, the Board adopted the Agency investment policy. In accordance with the investment policy, attached is the Agency quarterly informational investment report as of June 30, 2018 (unaudited). Enclosed with this report is a detailed composition of investments held in Zone 7's name by securities category as of June 30, 2018. This report reflects the market value and cost of purchase of the securities.

All Agency investments in this investment management portfolio conform to the investment policy and are in accordance with California Government Code Section 53600, et. seq. Below is the Agency's investment portfolio management summary:

Investment Type	Face Amount	Market Value	Book Value	% of Portfolio	Permitted by Agency Policy	In Compliance	Book Yield
Federal Agency Bonds	\$ 1,000,000	\$ 1,002,896	\$ 1,003,018	1.59%			1.564%
Federal Agency Discount Notes	32,600,000	32,546,044	32,545,295	51.51%	No Limit	Yes	1.881%
Corporate Bonds (Medium Term Notes)	11,468,000	11,545,981	11,564,200	18.27%	30%	Yes	2.128%
Commercial Paper	15,040,000	14,984,946	14,984,959	23.71%	25%	Yes	2.232%
Money Market	1,108,848	1,108,848	1,108,848	1.75%	20%	Yes	1.532%
U.S. Treasury Bill	2,000,000	1,997,680	1,997,514	3.16%	No Limit	Yes	1.823%
Cash	3,005	3,005	3,005	0.01%			
Total Investments	\$ 63,219,854	\$ 63,189,400	\$ 63,206,838	100.00%			2.009%
MUFG (Union Bank)	3,016,790	3,016,790	3,016,790				
Total Cash & Investments	\$ 66,236,644	\$ 66,206,190	\$ 66,223,629				2.009%

In addition, the Agency has cash and investment pooled with the Alameda County Treasury. The County Treasurer acts as the disbursing agent for these funds for the Agency and the cash and investments are invested pursuant to investment policy guidelines established by the County Treasurer for the County.

As of June 30, 2018, the County Treasurer held \$195,746,727 (unaudited) for the Agency. The amount held by the County Treasurer is sufficient to meet all operating cash needs for the Agency within the next six months. Here is a link to the County investment reports:

<https://www.acgov.org/treasurer/investments/reports.htm>

I hereby certify that, to the best of my actual knowledge, this report includes all investments in the Agency pool investment portfolio and is in conformity with the Agency's current investment policy dated May 17, 2018.

Market value amounts are from HighMark Capital Management which provides investment management services for the Agency. MUFG Union Bank N.A provides the Agency custody services. Book value amounts include premiums or discounts and are adjusted at year end on the general ledger.

Sincerely,



Osborn Solitei,
Treasurer

Attachment:

- Agency Investment Management Portfolio as of June 30, 2018

cc. Valerie Pryor, General Manager



HMCM-Zone 7 Board Reporting

HMCM-Zone 7 Water Agency (100470)

Quarter End (Q2 Y2018)

04/01/2018 - 06/30/2018

Dated: 07/13/2018

Locked Down

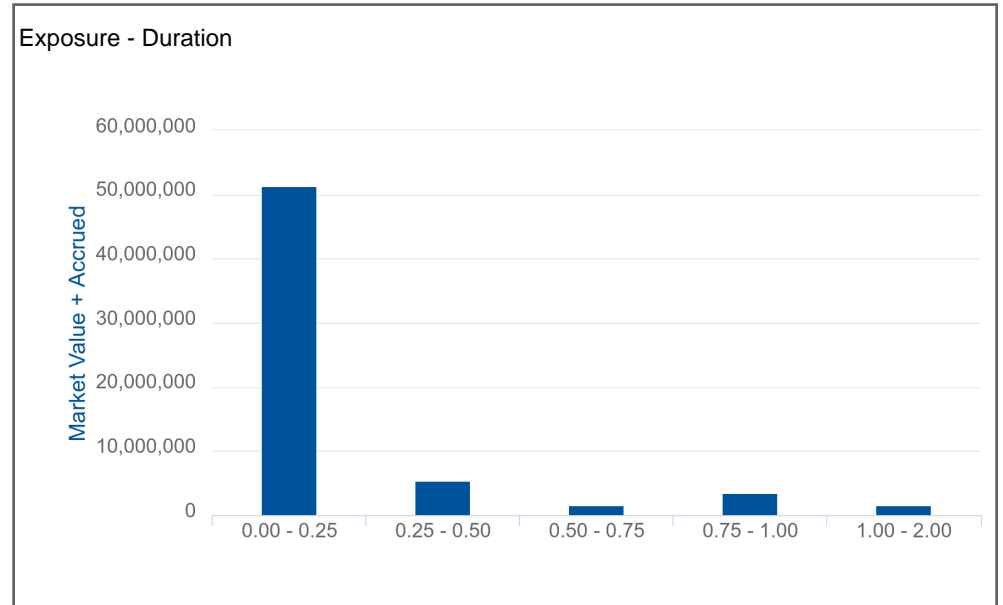
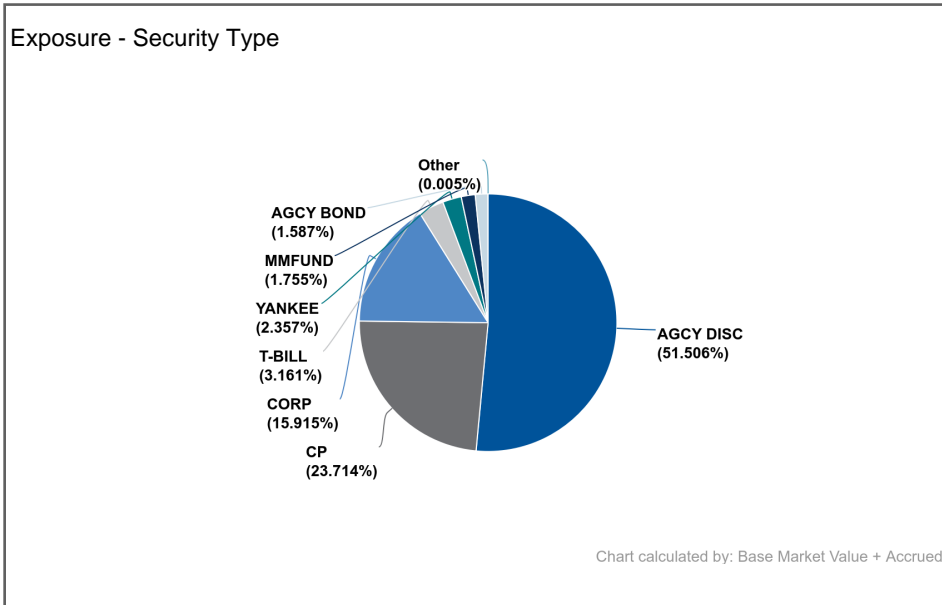
Table of Contents

Dated: 07/13/2018

<u>HMCM-Dashboard (HMCM-Zone 7 Water Agency (100470))</u>	1
<u>HMCM-Maturity Report (HMCM-Zone 7 Water Agency (100470))</u>	2
<u>HMCM-Portfolio Holdings (HMCM-Zone 7 Water Agency (100470))</u>	4
<u>HMCM-Exposure - Duration (HMCM-Zone 7 Water Agency (100470))</u>	8
<u>Exposure-Security Type (HMCM-Zone 7 Water Agency (100470))</u>	11

Balance Sheet	
Book Value + Accrued	63,206,838.45
Net Unrealized Gain/Loss	-17,438.49
Market Value + Accrued	63,189,399.96

Cash and Fixed Income Summary	
Risk Metric	Value
Cash	3,005.40
MMFund	1,108,848.11
Fixed Income	62,077,546.45
Duration	0.192
Convexity	0.001
WAL	0.196
Years to Final Maturity	0.196
Years to Effective Maturity	0.196
Yield	2.075
Book Yield	2.009
Avg Credit Rating	AA-/Aa3/AA-



HMCM-Maturity Report

Base Currency: USD As of 06/30/2018

HMCM-Zone 7 Water Agency (100470)

[Return to Table of Contents](#)

Dated: 07/13/2018

Effective Maturity	Current Units	Description	Coupon Rate	Coupon Type	Identifier	Moodys Rating	S&P Rating	Fitch Rating	Moodys Underlying Rating	S&P Underlying Rating	Fitch Underlying Rating	Pre-Refunded	Alt Min Tax	Base Market Value + Accrued
06/30/2018	1,038,961.15	FEDERATED GOVT OBL;SVC	1.600	Fixed	60934N807	Aaa	AAAm	AAA	NA	NA	NA	N	N	1,038,961.15
06/30/2018	69,886.96	MORG STAN I LQ;GV;ADV	1.590	Fixed	61747C608	Aaa	AAAm	AAA	NA	NA	NA	N	N	69,886.96
06/30/2018	3,005.40	Receivable	0.000	Fixed	CCYUSD	Aaa	AAA	AAA	NA	NA	NA	N	N	3,005.40
07/09/2018	1,000,000.00	Toyota Motor Credit Corporation	0.000	Zero Coupon	89233HG99	P-1	A-1+	F1	NA	NA	NA	N	N	999,528.89
07/10/2018	1,575,000.00	FEDERAL HOME LOAN BANKS	0.000	Zero Coupon	313385ZD1	P-1	A-1+	F1+	NA	NA	NA	N	N	1,574,338.50
07/13/2018	963,000.00	TOYOTA MOTOR CREDIT CORP	1.550	Fixed	89236TCP8	Aa3	AA-	A	NA	NA	NA	N	N	969,676.80
07/17/2018	500,000.00	J.P. Morgan Securities LLC	0.000	Zero Coupon	46640QGH8	P-1	A-1	F1+	NA	NA	NA	N	N	499,555.55
07/18/2018	1,000,000.00	FEDERAL FARM CREDIT BANKS FUNDING CORP	0.750	Fixed	3133EGML6	Aaa	AA+	AAA	NA	NA	NA	N	N	1,002,895.83
07/20/2018	1,570,000.00	The Toronto-Dominion Bank	0.000	Zero Coupon	89119BGL4	P-1	A-1+	NA	NA	NA	NA	N	N	1,568,114.91
07/20/2018	2,800,000.00	FEDERAL HOME LOAN BANKS	0.000	Zero Coupon	313385ZP4	P-1	A-1+	F1+	NA	NA	NA	N	N	2,797,368.00
07/20/2018	6,030,000.00	FEDERAL HOME LOAN BANKS	0.000	Zero Coupon	313385ZP4	P-1	A-1+	F1+	NA	NA	NA	N	N	6,024,331.80
07/23/2018	1,000,000.00	Nissan Motor Acceptance Corporation	0.000	Zero Coupon	65475MGP9	P-1	A-1	NA	NA	NA	NA	N	N	998,735.01
07/24/2018	735,000.00	FEDERAL HOME LOAN BANKS	0.000	Zero Coupon	313385ZT6	P-1	A-1+	F1+	NA	NA	NA	N	N	734,154.75
07/24/2018	1,100,000.00	American Honda Finance Corporation	0.000	Zero Coupon	02665KGGQ4	P-1	A-1	F1	NA	NA	NA	N	N	1,098,489.03
07/26/2018	2,000,000.00	UNITED STATES TREASURY	0.000	Zero Coupon	912796PR4	P-1	A-1+	F1+	NA	NA	NA	N	N	1,997,680.00
07/27/2018	900,000.00	The Walt Disney Company	0.000	Zero Coupon	2546R3GT5	P-1	A-1+	F1	NA	NA	NA	N	N	898,589.50
07/27/2018	1,100,000.00	The Walt Disney Company	0.000	Zero Coupon	2546R3GT5	P-1	A-1+	F1	NA	NA	NA	N	N	1,098,276.06
07/31/2018	1,000,000.00	AMERICAN EXPRESS CREDIT CORP	1.800	Fixed	0258MODV8	A2	A-	A	NA	NA	NA	N	N	1,007,100.00
08/01/2018	700,000.00	FEDERAL HOME LOAN BANKS	0.000	Zero Coupon	313385A30	P-1	A-1+	F1+	NA	NA	NA	N	N	698,880.00
08/01/2018	300,000.00	FEDERAL HOME LOAN BANKS	0.000	Zero Coupon	313385A30	P-1	A-1+	F1+	NA	NA	NA	N	N	299,520.00
08/03/2018	475,000.00	FEDERAL HOME LOAN BANKS	0.000	Zero Coupon	313385A55	P-1	A-1+	F1+	NA	NA	NA	N	N	474,187.75
08/03/2018	900,000.00	FEDERAL HOME LOAN BANKS	0.000	Zero Coupon	313385A55	P-1	A-1+	F1+	NA	NA	NA	N	N	898,461.00
08/03/2018	1,195,000.00	FEDERAL HOME LOAN BANKS	0.000	Zero Coupon	313385A55	P-1	A-1+	F1+	NA	NA	NA	N	N	1,192,956.55
08/03/2018	4,500,000.00	FEDERAL HOME LOAN BANKS	0.000	Zero Coupon	313385A55	P-1	A-1+	F1+	NA	NA	NA	N	N	4,492,305.00
08/06/2018	500,000.00	Apple Inc.	0.000	Zero Coupon	03785EH64	P-1	A-1+	NA	NA	NA	NA	N	N	498,970.00
08/08/2018	3,750,000.00	FEDERAL HOME LOAN BANKS	0.000	Zero Coupon	313385B21	P-1	A-1+	F1+	NA	NA	NA	N	N	3,742,575.00
08/08/2018	4,140,000.00	FEDERAL HOME LOAN BANKS	0.000	Zero Coupon	313385B21	P-1	A-1+	F1+	NA	NA	NA	N	N	4,131,802.80
08/13/2018	1,000,000.00	J.P. Morgan Securities LLC	0.000	Zero Coupon	46640QHD6	P-1	A-1	F1+	NA	NA	NA	N	N	997,193.06
08/13/2018	630,000.00	Apple Inc.	0.000	Zero Coupon	03785EHD9	P-1	A-1+	NA	NA	NA	NA	N	N	628,479.95
08/17/2018	650,000.00	FEDERAL HOME LOAN BANKS	0.000	Zero Coupon	313385C38	P-1	A-1+	F1+	NA	NA	NA	N	N	648,401.00
08/17/2018	500,000.00	FEDERAL HOME LOAN BANKS	0.000	Zero Coupon	313385C38	P-1	A-1+	F1+	NA	NA	NA	N	N	498,770.00
08/22/2018	950,000.00	FEDERAL HOME LOAN BANKS	0.000	Zero Coupon	313385C87	P-1	A-1+	F1+	NA	NA	NA	N	N	947,416.00
08/22/2018	1,800,000.00	FEDERAL HOME LOAN BANKS	0.000	Zero Coupon	313385C87	P-1	A-1+	F1+	NA	NA	NA	N	N	1,795,104.00
08/24/2018	1,600,000.00	FEDERAL HOME LOAN BANKS	0.000	Zero Coupon	313385D29	P-1	A-1+	F1+	NA	NA	NA	N	N	1,595,472.00
09/10/2018	600,000.00	HOME DEPOT INC	2.250	Fixed	437076BB7	A2	A	A	NA	NA	NA	N	N	604,006.50
09/10/2018	750,000.00	Prudential Public Limited Company	0.000	Zero Coupon	7443M3JA3	P-1	A-1	NA	NA	NA	NA	N	N	746,745.84
09/10/2018	850,000.00	Prudential Public Limited Company	0.000	Zero Coupon	7443M3JA3	P-1	A-1	NA	NA	NA	NA	N	N	846,311.95
09/12/2018	1,250,000.00	The Coca-Cola Company	0.000	Zero Coupon	19121BJC4	P-1	A-1	F1	NA	NA	NA	N	N	1,244,220.84
11/03/2018	1,000,000.00	MICROSOFT CORP	1.300	Fixed	594918BF0	Aaa	AAA	AA+	NA	NA	NA	N	N	998,394.44
11/15/2018	1,125,000.00	Nissan Motor Acceptance Corporation	0.000	Zero Coupon	65475MLF5	P-1	A-1	NA	NA	NA	NA	N	N	1,114,939.06
11/16/2018	515,000.00	CHEVRON CORP	1.790	Fixed	166764BA7	Aa2	AA-	NA	NA	NA	NA	N	N	514,983.26
11/28/2018	1,000,000.00	WELLS FARGO BANK NA	1.800	Fixed	94988J5F0	Aa2	A+	AA-	NA	NA	NA	N	N	998,410.00
12/06/2018	1,765,000.00	The Coca-Cola Company	0.000	Zero Coupon	19121BM63	P-1	A-1	F1	NA	NA	NA	N	N	1,746,795.99
01/15/2019	1,500,000.00	BANK OF NEW YORK MELLON CORP	2.100	Fixed	06406HCP2	A1	A	AA-	NA	NA	NA	N	N	1,510,520.00
04/25/2019	890,000.00	U.S. BANCORP	2.200	Fixed	91159HHH6	A1	A+	AA-	NA	NA	NA	N	N	890,172.07
05/24/2019	1,000,000.00	WELLS FARGO BANK NA	1.750	Fixed	94988J5D5	Aa2	A+	AA-	NA	NA	NA	N	N	992,838.61
07/08/2019	1,500,000.00	ORACLE CORP	5.000	Fixed	68389XAG0	A1	AA-	A+	NA	NA	NA	N	N	1,570,346.67
07/18/2019	1,500,000.00	BANK OF MONTREAL	1.500	Fixed	06367THQ6	A1	A+	AA-	NA	NA	NA	N	N	1,489,532.50

HMCM-Maturity Report

Base Currency: USD As of 06/30/2018

HMCM-Zone 7 Water Agency (100470)

Dated: 07/13/2018

[Return to Table of Contents](#)

<i>Effective Maturity</i>	<i>Current Units</i>	<i>Description</i>	<i>Coupon Rate</i>	<i>Coupon Type</i>	<i>Identifier</i>	<i>Moodys Rating</i>	<i>S&P Rating</i>	<i>Fitch Rating</i>	<i>Moodys Underlying Rating</i>	<i>S&P Underlying Rating</i>	<i>Fitch Underlying Rating</i>	<i>Pre-Refunded</i>	<i>Alt Min Tax</i>	<i>Base Market Value + Accrued</i>
09/09/2018	63,219,853.51	---	0.446	---	---	Aa1	AA	AA	NA	NA	NA	N	N	63,189,399.96

* Weighted by: Base Market Value + Accrued.

HMCM-Portfolio Holdings

Base Currency: USD As of 06/30/2018

HMCM-Zone 7 Water Agency (100470)

Dated: 07/13/2018

[Return to Table of Contents](#)

AGCY BOND

Description, Identifier	Coupon Rate	Current Face Value, Base Original Units	Settle Date, Effective Maturity	Next Call Date	Original Price, Base Original Cost	Original Purchased Accrued, Remaining Original Purchase Accrued	Net Accumulated Amortization/ Accretion	Accrued Balance, Book Value + Accrued	Book Yield	Days Left to Effective Maturity, Security Type	% Of Book Value + Accrued	Base Market Value + Accrued
FEDERAL FARM CREDIT BANKS FUNDING CORP 3133EGML6	0.750	1,000,000.00 1,000,000.00	12/18/2017 07/18/2018	---	99.529 995,290.00	3,125.00 0.00	4,332.31	3,395.83 1,003,018.14	1.564	18 AGCY BOND	1.587%	1,002,895.83
FEDERAL FARM CREDIT BANKS FUNDING CORP 3133EGML6	0.750	1,000,000.00 1,000,000.00	12/18/2017 07/18/2018	---	99.529 995,290.00	3,125.00 0.00	4,332.31	3,395.83 1,003,018.14	1.564	18 AGCY BOND	1.587%	1,002,895.83

AGCY DISC

Description, Identifier	Coupon Rate	Current Face Value, Base Original Units	Settle Date, Effective Maturity	Next Call Date	Original Price, Base Original Cost	Original Purchased Accrued, Remaining Original Purchase Accrued	Net Accumulated Amortization/ Accretion	Accrued Balance, Book Value + Accrued	Book Yield	Days Left to Effective Maturity, Security Type	% Of Book Value + Accrued	Base Market Value + Accrued
FEDERAL HOME LOAN BANKS 313385A30	0.000	700,000.00 700,000.00	06/06/2018 08/01/2018	---	99.706 697,942.00	0.00 0.00	918.75	0.00 698,860.75	1.902	32 AGCY DISC	1.106%	698,880.00
FEDERAL HOME LOAN BANKS 313385A30	0.000	300,000.00 300,000.00	06/12/2018 08/01/2018	---	99.737 299,212.50	0.00 0.00	299.25	0.00 299,511.75	1.901	32 AGCY DISC	0.474%	299,520.00
FEDERAL HOME LOAN BANKS 313385A55	0.000	475,000.00 475,000.00	05/16/2018 08/03/2018	---	99.587 473,040.36	0.00 0.00	1,141.06	0.00 474,181.42	1.893	34 AGCY DISC	0.750%	474,187.75
FEDERAL HOME LOAN BANKS 313385A55	0.000	900,000.00 900,000.00	06/12/2018 08/03/2018	---	99.728 897,556.00	0.00 0.00	893.00	0.00 898,449.00	1.891	34 AGCY DISC	1.421%	898,461.00
FEDERAL HOME LOAN BANKS 313385A55	0.000	1,195,000.00 1,195,000.00	06/13/2018 08/03/2018	---	99.734 1,191,825.78	0.00 0.00	1,120.31	0.00 1,192,946.09	1.886	34 AGCY DISC	1.887%	1,192,956.55
FEDERAL HOME LOAN BANKS 313385A55	0.000	4,500,000.00 4,500,000.00	06/14/2018 08/03/2018	---	99.737 4,488,187.50	0.00 0.00	4,016.25	0.00 4,492,203.75	1.901	34 AGCY DISC	7.107%	4,492,305.00
FEDERAL HOME LOAN BANKS 313385B21	0.000	3,750,000.00 3,750,000.00	05/09/2018 08/08/2018	---	99.527 3,732,255.00	0.00 0.00	10,335.00	0.00 3,742,590.00	1.885	39 AGCY DISC	5.921%	3,742,575.00
FEDERAL HOME LOAN BANKS 313385B21	0.000	4,140,000.00 4,140,000.00	06/18/2018 08/08/2018	---	99.732 4,128,897.56	0.00 0.00	2,830.03	0.00 4,131,727.59	1.905	39 AGCY DISC	6.537%	4,131,802.80
FEDERAL HOME LOAN BANKS 313385C38	0.000	650,000.00 650,000.00	05/23/2018 08/17/2018	---	99.543 647,026.43	0.00 0.00	1,348.48	0.00 648,374.91	1.929	48 AGCY DISC	1.026%	648,401.00
FEDERAL HOME LOAN BANKS 313385C38	0.000	500,000.00 500,000.00	05/31/2018 08/17/2018	---	99.593 497,963.33	0.00 0.00	809.45	0.00 498,772.78	1.893	48 AGCY DISC	0.789%	498,770.00
FEDERAL HOME LOAN BANKS 313385C87	0.000	950,000.00 950,000.00	06/28/2018 08/22/2018	---	99.711 947,253.97	0.00 0.00	149.78	0.00 947,403.75	1.904	53 AGCY DISC	1.499%	947,416.00
FEDERAL HOME LOAN BANKS 313385C87	0.000	1,800,000.00 1,800,000.00	06/27/2018 08/22/2018	---	99.706 1,794,702.40	0.00 0.00	378.40	0.00 1,795,080.80	1.904	53 AGCY DISC	2.840%	1,795,104.00
FEDERAL HOME LOAN BANKS 313385D29	0.000	1,600,000.00 1,600,000.00	05/24/2018 08/24/2018	---	99.514 1,592,231.11	0.00 0.00	3,208.89	0.00 1,595,440.00	1.914	55 AGCY DISC	2.524%	1,595,472.00
FEDERAL HOME LOAN BANKS 313385ZD1	0.000	1,575,000.00 1,575,000.00	12/21/2017 07/10/2018	---	99.129 1,561,281.75	0.00 0.00	13,104.00	0.00 1,574,385.75	1.573	10 AGCY DISC	2.491%	1,574,338.50
FEDERAL HOME LOAN BANKS 313385ZP4	0.000	2,800,000.00 2,800,000.00	06/13/2018 07/20/2018	---	99.809 2,794,647.33	0.00 0.00	2,604.00	0.00 2,797,251.33	1.870	20 AGCY DISC	4.426%	2,797,368.00
FEDERAL HOME LOAN BANKS 313385ZP4	0.000	6,030,000.00 6,030,000.00	06/25/2018 07/20/2018	---	99.869 6,022,089.81	0.00 0.00	1,898.45	0.00 6,023,988.26	1.899	20 AGCY DISC	9.531%	6,024,331.80
FEDERAL HOME LOAN BANKS 313385ZT6	0.000	735,000.00 735,000.00	06/12/2018 07/24/2018	---	99.783 733,405.05	0.00 0.00	721.52	0.00 734,126.57	1.871	24 AGCY DISC	1.161%	734,154.75
FEDERAL HOME LOAN BANKS ---	0.000	32,600,000.00 32,600,000.00	--- 08/02/2018	---	99.692 32,499,517.88	0.00 0.00	45,776.62	0.00 32,545,294.50	1.881	33 AGCY DISC	51.490%	32,546,044.15

CASH

HMCM-Portfolio Holdings

Base Currency: USD As of 06/30/2018

[Return to Table of Contents](#)

HMCM-Zone 7 Water Agency (100470)

Dated: 07/13/2018

Description, Identifier	Coupon Rate	Current Face Value, Base Original Units	Settle Date, Effective Maturity	Next Call Date	Original Price, Base Original Cost	Original Purchased Accrued, Remaining Original Purchase Accrued	Net Accumulated Amortization/Accretion	Accrued Balance, Book Value + Accrued	Book Yield	Days Left to Effective Maturity, Security Type	% Of Book Value + Accrued	Base Market Value + Accrued
Receivable CCYUSD	0.000	0.00 3,005.40	--- 06/30/2018	---	1.000 3,005.40	0.00 0.00	0.00	0.00 3,005.40	0.000	0 CASH	0.005%	3,005.40
Receivable CCYUSD	0.000	0.00 3,005.40	--- 06/30/2018	---	1.000 3,005.40	0.00 0.00	0.00	0.00 3,005.40	0.000	0 CASH	0.005%	3,005.40

CORP

Description, Identifier	Coupon Rate	Current Face Value, Base Original Units	Settle Date, Effective Maturity	Next Call Date	Original Price, Base Original Cost	Original Purchased Accrued, Remaining Original Purchase Accrued	Net Accumulated Amortization/Accretion	Accrued Balance, Book Value + Accrued	Book Yield	Days Left to Effective Maturity, Security Type	% Of Book Value + Accrued	Base Market Value + Accrued
AMERICAN EXPRESS CREDIT CORP 0258M0DV8	1.800	1,000,000.00 1,000,000.00	12/18/2017 07/31/2018	07/31/2018	99.973 999,730.00	6,900.00 0.00	234.00	7,550.00 1,007,514.00	1.843	31 CORP	1.594%	1,007,100.00
BANK OF NEW YORK MELLON CORP 06406HCP2	2.100	1,500,000.00 1,500,000.00	02/01/2018 01/15/2019	12/15/2018	99.916 1,498,740.00	1,400.00 1,400.00	543.10	14,525.00 1,513,808.10	2.189	199 CORP	2.395%	1,510,520.00
CHEVRON CORP 166764BA7	1.790	515,000.00 515,000.00	12/19/2017 11/16/2018	---	99.973 514,860.95	845.03 0.00	81.25	1,152.31 516,094.51	1.819	139 CORP	0.817%	514,983.26
HOME DEPOT INC 437076BB7	2.250	600,000.00 600,000.00	12/20/2017 09/10/2018	08/10/2018	100.330 601,980.00	3,750.00 0.00	-1,640.09	4,162.50 604,502.41	1.728	72 CORP	0.956%	604,006.50
MICROSOFT CORP 594918BF0	1.300	1,000,000.00 1,000,000.00	12/19/2017 11/03/2018	---	99.565 995,650.00	1,661.11 0.00	2,645.45	2,094.44 1,000,389.90	1.804	126 CORP	1.583%	998,394.44
ORACLE CORP 68389XAG0	5.000	1,500,000.00 1,500,000.00	03/28/2018 07/08/2019	---	103.166 1,547,490.00	16,666.67 16,666.67	-9,660.71	36,041.67 1,573,870.96	2.465	373 CORP	2.490%	1,570,346.67
TOYOTA MOTOR CREDIT CORP 89236TCP8	1.550	963,000.00 963,000.00	12/19/2017 07/13/2018	---	99.867 961,719.21	6,468.15 0.00	1,206.18	6,965.70 969,891.09	1.786	13 CORP	1.534%	969,676.80
U.S. BANCORP 91159HHH6	2.200	890,000.00 890,000.00	04/02/2018 04/25/2019	03/25/2019	99.562 886,101.80	8,539.06 0.00	904.22	3,589.67 890,595.69	2.619	299 CORP	1.409%	890,172.07
WELLS FARGO BANK NA 94988J5D5	1.750	1,000,000.00 1,000,000.00	03/28/2018 05/24/2019	---	99.011 990,110.00	6,027.78 0.00	2,226.42	1,798.61 994,135.03	2.623	328 CORP	1.573%	992,838.61
WELLS FARGO BANK NA 94988J5F0	1.800	1,000,000.00 1,000,000.00	12/18/2017 11/28/2018	---	99.888 998,880.00	1,000.00 0.00	633.04	1,650.00 1,001,163.04	1.920	151 CORP	1.584%	998,410.00
---	2.328	9,968,000.00	---	---	100.294	53,257.80	-2,827.11	79,529.90	2.128	190	15.935%	10,056,448.35
---		9,968,000.00	01/06/2019		9,995,261.96	18,066.67		10,071,964.75		CORP		

CP

Description, Identifier	Coupon Rate	Current Face Value, Base Original Units	Settle Date, Effective Maturity	Next Call Date	Original Price, Base Original Cost	Original Purchased Accrued, Remaining Original Purchase Accrued	Net Accumulated Amortization/Accretion	Accrued Balance, Book Value + Accrued	Book Yield	Days Left to Effective Maturity, Security Type	% Of Book Value + Accrued	Base Market Value + Accrued
American Honda Finance Corporation 02665KGQ4	0.000	1,100,000.00 1,100,000.00	04/12/2018 07/24/2018	---	99.385 1,093,233.47	0.00 0.00	5,255.56	0.00 1,098,489.03	2.168	24 CP	1.738%	1,098,489.03
Apple Inc. 03785EH64	0.000	500,000.00 500,000.00	04/17/2018 08/06/2018	---	99.365 496,824.17	0.00 0.00	2,145.83	0.00 498,970.00	2.077	37 CP	0.789%	498,970.00
Apple Inc. 03785EHD9	0.000	630,000.00 630,000.00	05/03/2018 08/13/2018	---	99.428 626,394.30	0.00 0.00	2,085.65	0.00 628,479.95	2.036	44 CP	0.994%	628,479.95
The Coca-Cola Company 19121BJC4	0.000	1,250,000.00 1,250,000.00	05/01/2018 09/12/2018	---	99.151 1,239,391.67	0.00 0.00	4,829.17	0.00 1,244,220.84	2.303	74 CP	1.968%	1,244,220.84
The Coca-Cola Company 19121BM63	0.000	1,765,000.00 1,765,000.00	06/13/2018 12/06/2018	---	98.851 1,744,722.11	0.00 0.00	2,073.88	0.00 1,746,795.99	2.378	159 CP	2.764%	1,746,795.99
The Walt Disney Company 2546R3GT5	0.000	900,000.00 900,000.00	03/28/2018 07/27/2018	---	99.277 893,496.25	0.00 0.00	5,106.25	0.00 898,602.50	2.169	27 CP	1.422%	898,589.50
The Walt Disney Company 2546R3GT5	0.000	1,100,000.00 1,100,000.00	04/03/2018 07/27/2018	---	99.307 1,092,374.86	0.00 0.00	5,901.20	0.00 1,098,276.06	2.189	27 CP	1.738%	1,098,276.06
J.P. Morgan Securities LLC 46640QGH8	0.000	500,000.00 500,000.00	06/01/2018 07/17/2018	---	99.744 498,722.22	0.00 0.00	833.33	0.00 499,555.55	2.013	17 CP	0.790%	499,555.55
J.P. Morgan Securities LLC 46640QHD6	0.000	1,000,000.00 1,000,000.00	04/13/2018 08/13/2018	---	99.204 992,036.11	0.00 0.00	5,156.95	0.00 997,193.06	2.373	44 CP	1.578%	997,193.06

HMCM-Portfolio Holdings

Base Currency: USD As of 06/30/2018

[Return to Table of Contents](#)

HMCM-Zone 7 Water Agency (100470)

Dated: 07/13/2018

Description, Identifier	Coupon Rate	Current Face Value, Base Original Units	Settle Date, Effective Maturity	Next Call Date	Original Price, Base Original Cost	Original Purchased Accrued, Remaining Original Purchase Accrued	Net Accumulated Amortization/ Accretion	Accrued Balance, Book Value + Accrued	Book Yield	Days Left to Effective Maturity, Security Type	% Of Book Value + Accrued	Base Market Value + Accrued
Nissan Motor Acceptance Corporation 65475MGP9	0.000	1,000,000.00 1,000,000.00	03/08/2018 07/23/2018	---	99.212 992,122.54	0.00 0.00	6,612.47	0.00 998,735.01	2.089	23 CP	1.580%	998,735.01
Nissan Motor Acceptance Corporation 65475MLF5	0.000	1,125,000.00 1,125,000.00	05/16/2018 11/15/2018	---	98.805 1,111,560.94	0.00 0.00	3,378.12	0.00 1,114,939.06	2.378	138 CP	1.764%	1,114,939.06
Prudential Public Limited Company 7443M3JA3	0.000	750,000.00 750,000.00	06/18/2018 09/10/2018	---	99.487 746,150.00	0.00 0.00	595.83	0.00 746,745.83	2.218	72 CP	1.181%	746,745.84
Prudential Public Limited Company 7443M3JA3	0.000	850,000.00 850,000.00	06/20/2018 09/10/2018	---	99.499 845,740.56	0.00 0.00	571.39	0.00 846,311.95	2.218	72 CP	1.339%	846,311.95
The Toronto-Dominion Bank 89119BGL4	0.000	1,570,000.00 1,570,000.00	03/22/2018 07/20/2018	---	99.242 1,558,094.17	0.00 0.00	10,020.74	0.00 1,568,114.91	2.297	20 CP	2.481%	1,568,114.91
Toyota Motor Credit Corporation 89233HG99	0.000	1,000,000.00 1,000,000.00	03/08/2018 07/09/2018	---	99.276 992,756.67	0.00 0.00	6,772.22	0.00 999,528.89	2.139	9 CP	1.581%	999,528.89
---	0.000	15,040,000.00	---	---	99.227	0.00	61,338.58	0.00	2.232	59	23.708%	14,984,945.62
---		15,040,000.00	08/28/2018		14,923,620.04	0.00		14,984,958.62		CP		

MMFUND

Description, Identifier	Coupon Rate	Current Face Value, Base Original Units	Settle Date, Effective Maturity	Next Call Date	Original Price, Base Original Cost	Original Purchased Accrued, Remaining Original Purchase Accrued	Net Accumulated Amortization/ Accretion	Accrued Balance, Book Value + Accrued	Book Yield	Days Left to Effective Maturity, Security Type	% Of Book Value + Accrued	Base Market Value + Accrued
FEDERATED GOVT OBL;SVC 60934N807	1.600	0.00 1,038,961.15	--- 06/30/2018	---	1.000 1,038,961.15	0.00 0.00	0.00	0.00 1,038,961.15	1.530	0 MMFUND	1.644%	1,038,961.15
MORG STAN I LQ:GV;ADV 61747C608	1.590	0.00 69,886.96	--- 06/30/2018	---	1.000 69,886.96	0.00 0.00	0.00	0.00 69,886.96	1.560	0 MMFUND	0.111%	69,886.96
---	1.599	0.00	---	---	1.000	0.00	0.00	0.00	1.532	0	1.754%	1,108,848.11
---		1,108,848.11	06/30/2018		1,108,848.11	0.00		1,108,848.11		MMFUND		

T-BILL

Description, Identifier	Coupon Rate	Current Face Value, Base Original Units	Settle Date, Effective Maturity	Next Call Date	Original Price, Base Original Cost	Original Purchased Accrued, Remaining Original Purchase Accrued	Net Accumulated Amortization/ Accretion	Accrued Balance, Book Value + Accrued	Book Yield	Days Left to Effective Maturity, Security Type	% Of Book Value + Accrued	Base Market Value + Accrued
UNITED STATES TREASURY 912796PR4	0.000	2,000,000.00 2,000,000.00	04/26/2018 07/26/2018	---	99.548 1,990,950.56	0.00 0.00	6,563.33	0.00 1,997,513.89	1.823	26 T-BILL	3.160%	1,997,680.00
UNITED STATES TREASURY 912796PR4	0.000	2,000,000.00 2,000,000.00	04/26/2018 07/26/2018	---	99.548 1,990,950.56	0.00 0.00	6,563.33	0.00 1,997,513.89	1.823	26 T-BILL	3.160%	1,997,680.00

YANKEE

Description, Identifier	Coupon Rate	Current Face Value, Base Original Units	Settle Date, Effective Maturity	Next Call Date	Original Price, Base Original Cost	Original Purchased Accrued, Remaining Original Purchase Accrued	Net Accumulated Amortization/ Accretion	Accrued Balance, Book Value + Accrued	Book Yield	Days Left to Effective Maturity, Security Type	% Of Book Value + Accrued	Base Market Value + Accrued
BANK OF MONTREAL 06367THQ6	1.500	1,500,000.00 1,500,000.00	03/09/2018 07/18/2019	---	98.446 1,476,690.00	3,187.50 3,187.50	5,357.54	10,187.50 1,492,235.04	2.672	383 YANKEE	2.361%	1,489,532.50
BANK OF MONTREAL 06367THQ6	1.500	1,500,000.00 1,500,000.00	03/09/2018 07/18/2019	---	98.446 1,476,690.00	3,187.50 3,187.50	5,357.54	10,187.50 1,492,235.04	2.672	383 YANKEE	2.361%	1,489,532.50

Summary

Description, Identifier	Coupon Rate	Current Face Value, Base Original Units	Settle Date, Effective Maturity	Next Call Date	Original Price, Base Original Cost	Original Purchased Accrued, Remaining Original Purchase Accrued	Net Accumulated Amortization/ Accretion	Accrued Balance, Book Value + Accrued	Book Yield	Days Left to Effective Maturity, Security Type	% Of Book Value + Accrued	Base Market Value + Accrued
---	0.446	62,108,000.00	---	---	97.904	59,570.30	120,541.27	93,113.23	2.009	71	100.000%	63,189,399.96
---		63,219,853.51	09/09/2018		62,993,183.95	21,254.17		63,206,838.45		---		

HMCM-Portfolio Holdings

Base Currency: USD As of 06/30/2018

[Return to Table of Contents](#)

HMCM-Zone 7 Water Agency (100470)

Dated: 07/13/2018

* Grouped by: Security Type. * Groups Sorted by: Security Type. * Weighted by: Base Market Value + Accrued, except Book Yield by Base Book Value + Accrued.

* Days Left to Effective Maturity = [Effective Maturity]-[As Of Date], Summary Calculation: Weighted Average.

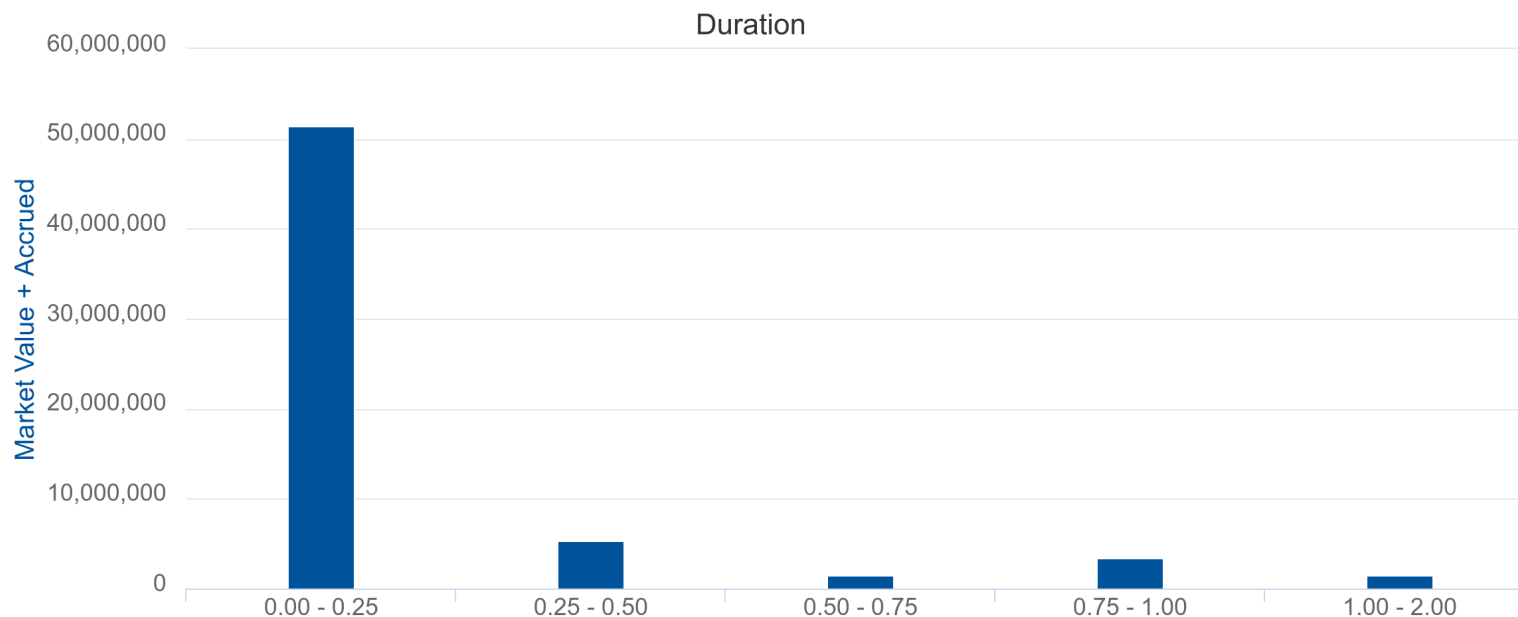
HMCM-Exposure - Duration

As of 06/30/2018

HMCM-Zone 7 Water Agency (100470)

Dated: 07/13/2018

[Return to Table of Contents](#)



0.00 - 0.25

Description, Identifier	Security Type	Current Units	Currency	Effective Maturity	Final Maturity	Market Price	Yield	Duration	Convexity	Book Value	Unrealized Gain	Unrealized Loss	Accrued Balance	Market Value + Accrued
FEDERATED GOVT OBL;SVC 60934N807	MMFUND	1,038,961.15	USD	06/30/2018	06/30/2018	1.0000	1.530	0.000	0.000	1,038,961.15	0.00	0.00	0.00	1,038,961.15
MORG STAN I LQ;GV;ADV 61747C608	MMFUND	69,886.96	USD	06/30/2018	06/30/2018	1.0000	1.560	0.000	0.000	69,886.96	0.00	0.00	0.00	69,886.96
Receivable CCYUSD	CASH	3,005.40	USD	06/30/2018	06/30/2018	1.0000	0.000	0.000	0.000	3,005.40	0.00	0.00	0.00	3,005.40
AMERICAN EXPRESS CREDIT CORP 0258MODV8	CORP	1,000,000.00	USD	07/31/2018	07/31/2018	99.9550	7.150	0.008	0.000	999,964.00	0.00	-414.00	7,550.00	1,007,100.00
Toyota Motor Credit Corporation 89233HG99	CP	1,000,000.00	USD	07/09/2018	07/09/2018	99.9529	2.132	0.022	0.000	999,528.89	0.00	0.00	0.00	999,528.89
FEDERAL HOME LOAN BANKS 313385ZD1	AGCY DISC	1,575,000.00	USD	07/10/2018	07/10/2018	99.9580	1.394	0.030	0.000	1,574,385.75	0.00	-47.25	0.00	1,574,338.50
TOYOTA MOTOR CREDIT CORP 89236TCP8	CORP	963,000.00	USD	07/13/2018	07/13/2018	99.9700	2.306	0.039	0.000	962,925.39	0.00	-214.29	6,965.70	969,676.80
J.P. Morgan Securities LLC 46640QGH8	CP	500,000.00	USD	07/17/2018	07/17/2018	99.9111	2.011	0.044	0.000	499,555.55	0.00	0.00	0.00	499,555.55
The Toronto-Dominion Bank 89119BGL4	CP	1,570,000.00	USD	07/20/2018	07/20/2018	99.8799	2.289	0.052	0.001	1,568,114.91	0.00	0.00	0.00	1,568,114.91
FEDERAL FARM CREDIT BANKS FUNDING CORP 3133EGML6	AGCY BOND	1,000,000.00	USD	07/18/2018	07/18/2018	99.9500	1.693	0.053	0.000	999,622.31	0.00	-122.31	3,395.83	1,002,895.83
FEDERAL HOME LOAN BANKS 313385ZP4	AGCY DISC	2,800,000.00	USD	07/20/2018	07/20/2018	99.9060	1.635	0.057	0.000	2,797,251.33	116.67	0.00	0.00	2,797,368.00
FEDERAL HOME LOAN BANKS 313385ZP4	AGCY DISC	6,030,000.00	USD	07/20/2018	07/20/2018	99.9060	1.635	0.057	0.000	6,023,988.26	343.54	0.00	0.00	6,024,331.80
Nissan Motor Acceptance Corporation 65475MGP9	CP	1,000,000.00	USD	07/23/2018	07/23/2018	99.8735	2.082	0.060	0.001	998,735.01	0.00	0.00	0.00	998,735.01

HMCM-Exposure - Duration

As of 06/30/2018

[Return to Table of Contents](#)

HMCM-Zone 7 Water Agency (100470)

Dated: 07/13/2018

Description, Identifier	Security Type	Current Units	Currency	Effective Maturity	Final Maturity	Market Price	Yield	Duration	Convexity	Book Value	Unrealized Gain	Unrealized Loss	Accrued Balance	Market Value + Accrued
American Honda Finance Corporation 02665KGQ4	CP	1,100,000.00	USD	07/24/2018	07/24/2018	99.8626	2.163	0.063	0.001	1,098,489.03	0.00	0.00	0.00	1,098,489.03
FEDERAL HOME LOAN BANKS 313385ZT6	AGCY DISC	735,000.00	USD	07/24/2018	07/24/2018	99.8850	1.681	0.068	0.000	734,126.57	28.18	0.00	0.00	734,154.75
The Walt Disney Company 2546R3GT5	CP	900,000.00	USD	07/27/2018	07/27/2018	99.8433	2.184	0.071	0.001	898,602.50	0.00	-13.00	0.00	898,589.50
The Walt Disney Company 2546R3GT5	CP	1,100,000.00	USD	07/27/2018	07/27/2018	99.8433	2.184	0.071	0.001	1,098,276.06	0.00	0.00	0.00	1,098,276.06
UNITED STATES TREASURY 912796PR4	T-BILL	2,000,000.00	USD	07/26/2018	07/26/2018	99.8840	1.570	0.074	0.000	1,997,513.89	166.11	0.00	0.00	1,997,680.00
FEDERAL HOME LOAN BANKS 313385A30	AGCY DISC	700,000.00	USD	08/01/2018	08/01/2018	99.8400	1.773	0.090	0.000	698,860.75	19.25	0.00	0.00	698,880.00
FEDERAL HOME LOAN BANKS 313385A30	AGCY DISC	300,000.00	USD	08/01/2018	08/01/2018	99.8400	1.773	0.090	0.000	299,511.75	8.25	0.00	0.00	299,520.00
FEDERAL HOME LOAN BANKS 313385A55	AGCY DISC	475,000.00	USD	08/03/2018	08/03/2018	99.8290	1.786	0.096	0.000	474,181.42	6.33	0.00	0.00	474,187.75
FEDERAL HOME LOAN BANKS 313385A55	AGCY DISC	900,000.00	USD	08/03/2018	08/03/2018	99.8290	1.786	0.096	0.000	898,449.00	12.00	0.00	0.00	898,461.00
FEDERAL HOME LOAN BANKS 313385A55	AGCY DISC	1,195,000.00	USD	08/03/2018	08/03/2018	99.8290	1.786	0.096	0.000	1,192,946.09	10.46	0.00	0.00	1,192,956.55
FEDERAL HOME LOAN BANKS 313385A55	AGCY DISC	4,500,000.00	USD	08/03/2018	08/03/2018	99.8290	1.786	0.096	0.000	4,492,203.75	101.25	0.00	0.00	4,492,305.00
Apple Inc. 03785EH64	CP	500,000.00	USD	08/06/2018	08/06/2018	99.7940	2.073	0.098	0.001	498,970.00	0.00	0.00	0.00	498,970.00
FEDERAL HOME LOAN BANKS 313385B21	AGCY DISC	3,750,000.00	USD	08/08/2018	08/08/2018	99.8020	1.810	0.109	0.000	3,742,590.00	0.00	-15.00	0.00	3,742,575.00
FEDERAL HOME LOAN BANKS 313385B21	AGCY DISC	4,140,000.00	USD	08/08/2018	08/08/2018	99.8020	1.810	0.109	0.000	4,131,727.59	75.21	0.00	0.00	4,131,802.80
J.P. Morgan Securities LLC 46640QHD6	CP	1,000,000.00	USD	08/13/2018	08/13/2018	99.7193	2.367	0.117	0.001	997,193.06	0.00	0.00	0.00	997,193.06
Apple Inc. 03785EHD9	CP	630,000.00	USD	08/13/2018	08/13/2018	99.7587	2.033	0.118	0.001	628,479.95	0.00	0.00	0.00	628,479.95
FEDERAL HOME LOAN BANKS 313385C38	AGCY DISC	650,000.00	USD	08/17/2018	08/17/2018	99.7540	1.837	0.134	0.000	648,374.91	26.09	0.00	0.00	648,401.00
FEDERAL HOME LOAN BANKS 313385C38	AGCY DISC	500,000.00	USD	08/17/2018	08/17/2018	99.7540	1.837	0.134	0.000	498,772.78	0.00	-2.78	0.00	498,770.00
FEDERAL HOME LOAN BANKS 313385C87	AGCY DISC	950,000.00	USD	08/22/2018	08/22/2018	99.7280	1.844	0.148	0.000	947,403.75	12.25	0.00	0.00	947,416.00
FEDERAL HOME LOAN BANKS 313385C87	AGCY DISC	1,800,000.00	USD	08/22/2018	08/22/2018	99.7280	1.844	0.148	0.000	1,795,080.80	23.20	0.00	0.00	1,795,104.00
FEDERAL HOME LOAN BANKS 313385D29	AGCY DISC	1,600,000.00	USD	08/24/2018	08/24/2018	99.7170	1.850	0.153	0.000	1,595,440.00	32.00	0.00	0.00	1,595,472.00
HOME DEPOT INC 437076BB7	CORP	600,000.00	USD	09/10/2018	09/10/2018	99.9740	2.366	0.179	-0.063	600,339.91	0.00	-495.91	4,162.50	604,006.50
Prudential Public Limited Company 7443M3JA3	CP	750,000.00	USD	09/10/2018	09/10/2018	99.5661	2.217	0.194	0.002	746,745.83	0.00	0.00	0.00	746,745.84
Prudential Public Limited Company 7443M3JA3	CP	850,000.00	USD	09/10/2018	09/10/2018	99.5661	2.217	0.194	0.002	846,311.95	0.00	0.00	0.00	846,311.95
The Coca-Cola Company 19121BJC4	CP	1,250,000.00	USD	09/12/2018	09/12/2018	99.5377	2.298	0.199	0.002	1,244,220.84	0.00	0.00	0.00	1,244,220.84
---	---	51,424,853.51	USD	08/02/2018	08/02/2018	97.6928	1.959	0.089	0.000	51,340,737.09	980.79	-1,324.54	22,074.03	51,362,467.36

0.25 - 0.50

Description, Identifier	Security Type	Current Units	Currency	Effective Maturity	Final Maturity	Market Price	Yield	Duration	Convexity	Book Value	Unrealized Gain	Unrealized Loss	Accrued Balance	Market Value + Accrued
MICROSOFT CORP 594918BF0	CORP	1,000,000.00	USD	11/03/2018	11/03/2018	99.6300	2.378	0.342	0.002	998,295.45	0.00	-1,995.45	2,094.44	998,394.44

HMCM-Exposure - Duration

As of 06/30/2018

[Return to Table of Contents](#)

HMCM-Zone 7 Water Agency (100470)

Dated: 07/13/2018

Description, Identifier	Security Type	Current Units	Currency	Effective Maturity	Final Maturity	Market Price	Yield	Duration	Convexity	Book Value	Unrealized Gain	Unrealized Loss	Accrued Balance	Market Value + Accrued
Nissan Motor Acceptance Corporation 65475MLF5	CP	1,125,000.00	USD	11/15/2018	11/15/2018	99.1057	2.375	0.372	0.005	1,114,939.06	0.00	0.00	0.00	1,114,939.06
CHEVRON CORP 166764BA7	CORP	515,000.00	USD	11/16/2018	11/16/2018	99.7730	2.387	0.377	0.003	514,942.20	0.00	-1,111.25	1,152.31	514,983.26
WELLS FARGO BANK NA 94988J5F0	CORP	1,000,000.00	USD	11/28/2018	11/28/2018	99.6760	2.587	0.410	0.003	999,513.04	0.00	-2,753.04	1,650.00	998,410.00
The Coca-Cola Company 19121BM63	CP	1,765,000.00	USD	12/06/2018	12/06/2018	98.9686	2.376	0.429	0.006	1,746,795.99	0.00	0.00	0.00	1,746,795.99
---	---	5,405,000.00	USD	11/22/2018	11/22/2018	99.3285	2.416	0.392	0.004	5,374,485.75	0.00	-5,859.75	4,896.76	5,373,522.76

0.50 - 0.75

Description, Identifier	Security Type	Current Units	Currency	Effective Maturity	Final Maturity	Market Price	Yield	Duration	Convexity	Book Value	Unrealized Gain	Unrealized Loss	Accrued Balance	Market Value + Accrued
BANK OF NEW YORK MELLON CORP 06406HCP2	CORP	1,500,000.00	USD	01/15/2019	01/15/2019	99.7330	2.596	0.535	0.004	1,499,283.10	0.00	-3,288.10	14,525.00	1,510,520.00
BANK OF NEW YORK MELLON CORP 06406HCP2	CORP	1,500,000.00	USD	01/15/2019	01/15/2019	99.7330	2.596	0.535	0.004	1,499,283.10	0.00	-3,288.10	14,525.00	1,510,520.00

0.75 - 1.00

Description, Identifier	Security Type	Current Units	Currency	Effective Maturity	Final Maturity	Market Price	Yield	Duration	Convexity	Book Value	Unrealized Gain	Unrealized Loss	Accrued Balance	Market Value + Accrued
U.S. BANCORP 91159HHH6	CORP	890,000.00	USD	04/25/2019	04/25/2019	99.6160	2.673	0.805	0.010	887,006.02	0.00	-423.62	3,589.67	890,172.07
WELLS FARGO BANK NA 94988J5D5	CORP	1,000,000.00	USD	05/24/2019	05/24/2019	99.1040	2.761	0.886	0.012	992,336.42	0.00	-1,296.42	1,798.61	992,838.61
ORACLE CORP 68389XAG0	CORP	1,500,000.00	USD	07/08/2019	07/08/2019	102.2870	2.722	0.976	0.015	1,537,829.29	0.00	-3,524.29	36,041.67	1,570,346.67
---	CORP	3,390,000.00	USD	06/06/2019	06/06/2019	100.6834	2.720	0.906	0.013	3,417,171.74	0.00	-5,244.34	41,429.94	3,453,357.34

1.00 - 2.00

Description, Identifier	Security Type	Current Units	Currency	Effective Maturity	Final Maturity	Market Price	Yield	Duration	Convexity	Book Value	Unrealized Gain	Unrealized Loss	Accrued Balance	Market Value + Accrued
BANK OF MONTREAL 06367THQ6	YANKEE	1,500,000.00	USD	07/18/2019	07/18/2019	98.6230	2.836	1.027	0.016	1,482,047.54	0.00	-2,702.54	10,187.50	1,489,532.50
BANK OF MONTREAL 06367THQ6	YANKEE	1,500,000.00	USD	07/18/2019	07/18/2019	98.6230	2.836	1.027	0.016	1,482,047.54	0.00	-2,702.54	10,187.50	1,489,532.50

Summary

Description, Identifier	Security Type	Current Units	Currency	Effective Maturity	Final Maturity	Market Price	Yield	Duration	Convexity	Book Value	Unrealized Gain	Unrealized Loss	Accrued Balance	Market Value + Accrued
---	---	63,219,853.51	USD	09/09/2018	09/09/2018	98.0661	2.075	0.192	0.001	63,113,725.22	980.79	-18,419.27	93,113.23	63,189,399.96

* Grouped by: Duration. * Groups Sorted by: Duration. * Weighted by: Market Value + Accrued.

[Return to Table of Contents](#)

Security Type Category

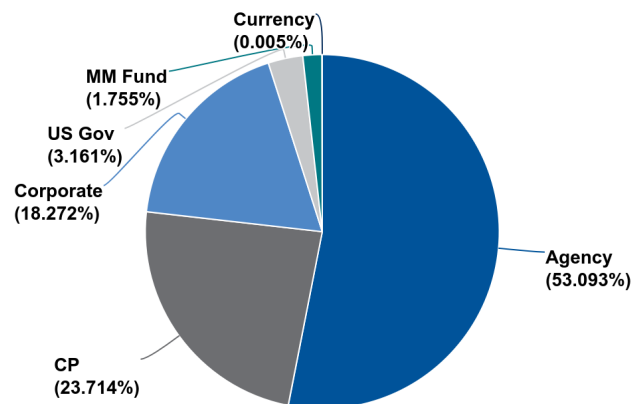


Chart calculated by: Market Value + Accrued

Agency

Description, Identifier	Current Units	Currency	Effective Maturity	Final Maturity	Security Type Category	Book Value	Market Sector	Unrealized Gain	Unrealized Loss	Accrued Balance	Market Value + Accrued
FEDERAL HOME LOAN BANKS 313385D29	1,600,000.00	USD	08/24/2018	08/24/2018	Agency	1,595,440.00	Agency	32.00	0.00	0.00	1,595,472.00
FEDERAL HOME LOAN BANKS 313385C87	950,000.00	USD	08/22/2018	08/22/2018	Agency	947,403.75	Agency	12.25	0.00	0.00	947,416.00
FEDERAL HOME LOAN BANKS 313385C87	1,800,000.00	USD	08/22/2018	08/22/2018	Agency	1,795,080.80	Agency	23.20	0.00	0.00	1,795,104.00
FEDERAL HOME LOAN BANKS 313385C38	650,000.00	USD	08/17/2018	08/17/2018	Agency	648,374.91	Agency	26.09	0.00	0.00	648,401.00
FEDERAL HOME LOAN BANKS 313385C38	500,000.00	USD	08/17/2018	08/17/2018	Agency	498,772.78	Agency	0.00	-2.78	0.00	498,770.00
FEDERAL HOME LOAN BANKS 313385B21	3,750,000.00	USD	08/08/2018	08/08/2018	Agency	3,742,590.00	Agency	0.00	-15.00	0.00	3,742,575.00
FEDERAL HOME LOAN BANKS 313385B21	4,140,000.00	USD	08/08/2018	08/08/2018	Agency	4,131,727.59	Agency	75.21	0.00	0.00	4,131,802.80
FEDERAL HOME LOAN BANKS 313385A55	475,000.00	USD	08/03/2018	08/03/2018	Agency	474,181.42	Agency	6.33	0.00	0.00	474,187.75
FEDERAL HOME LOAN BANKS 313385A55	900,000.00	USD	08/03/2018	08/03/2018	Agency	898,449.00	Agency	12.00	0.00	0.00	898,461.00
FEDERAL HOME LOAN BANKS 313385A55	1,195,000.00	USD	08/03/2018	08/03/2018	Agency	1,192,946.09	Agency	10.46	0.00	0.00	1,192,956.55
FEDERAL HOME LOAN BANKS 313385A55	4,500,000.00	USD	08/03/2018	08/03/2018	Agency	4,492,203.75	Agency	101.25	0.00	0.00	4,492,305.00
FEDERAL HOME LOAN BANKS 313385A30	700,000.00	USD	08/01/2018	08/01/2018	Agency	698,860.75	Agency	19.25	0.00	0.00	698,880.00
FEDERAL HOME LOAN BANKS 313385A30	300,000.00	USD	08/01/2018	08/01/2018	Agency	299,511.75	Agency	8.25	0.00	0.00	299,520.00

Exposure-Security Type

As of 06/30/2018

[Return to Table of Contents](#)

HMCM-Zone 7 Water Agency (100470)

Dated: 07/13/2018

Description, Identifier	Current Units	Currency	Effective Maturity	Final Maturity	Security Type Category	Book Value	Market Sector	Unrealized Gain	Unrealized Loss	Accrued Balance	Market Value + Accrued
FEDERAL HOME LOAN BANKS 313385ZT6	735,000.00	USD	07/24/2018	07/24/2018	Agency	734,126.57	Agency	28.18	0.00	0.00	734,154.75
FEDERAL HOME LOAN BANKS 313385ZP4	2,800,000.00	USD	07/20/2018	07/20/2018	Agency	2,797,251.33	Agency	116.67	0.00	0.00	2,797,368.00
FEDERAL HOME LOAN BANKS 313385ZP4	6,030,000.00	USD	07/20/2018	07/20/2018	Agency	6,023,988.26	Agency	343.54	0.00	0.00	6,024,331.80
FEDERAL FARM CREDIT BANKS FUNDING CORP 3133EGML6	1,000,000.00	USD	07/18/2018	07/18/2018	Agency	999,622.31	Agency	0.00	-122.31	3,395.83	1,002,895.83
FEDERAL HOME LOAN BANKS 313385ZD1	1,575,000.00	USD	07/10/2018	07/10/2018	Agency	1,574,385.75	Agency	0.00	-47.25	0.00	1,574,338.50
---	33,600,000.00	USD	08/02/2018	---	Agency	33,544,916.81	Agency	814.67	-187.34	3,395.83	33,548,939.98

CP

Description, Identifier	Current Units	Currency	Effective Maturity	Final Maturity	Security Type Category	Book Value	Market Sector	Unrealized Gain	Unrealized Loss	Accrued Balance	Market Value + Accrued
The Coca-Cola Company 19121BM63	1,765,000.00	USD	12/06/2018	12/06/2018	CP	1,746,795.99	Industrial	0.00	0.00	0.00	1,746,795.99
Nissan Motor Acceptance Corporation 65475MLF5	1,125,000.00	USD	11/15/2018	11/15/2018	CP	1,114,939.06	Industrial	0.00	0.00	0.00	1,114,939.06
The Coca-Cola Company 19121BJC4	1,250,000.00	USD	09/12/2018	09/12/2018	CP	1,244,220.84	Industrial	0.00	0.00	0.00	1,244,220.84
Prudential Public Limited Company 7443M3JA3	750,000.00	USD	09/10/2018	09/10/2018	CP	746,745.83	Financial	0.00	0.00	0.00	746,745.84
Prudential Public Limited Company 7443M3JA3	850,000.00	USD	09/10/2018	09/10/2018	CP	846,311.95	Financial	0.00	0.00	0.00	846,311.95
J.P. Morgan Securities LLC 46640QHD6	1,000,000.00	USD	08/13/2018	08/13/2018	CP	997,193.06	Financial	0.00	0.00	0.00	997,193.06
Apple Inc. 03785EHD9	630,000.00	USD	08/13/2018	08/13/2018	CP	628,479.95	Industrial	0.00	0.00	0.00	628,479.95
Apple Inc. 03785EH64	500,000.00	USD	08/06/2018	08/06/2018	CP	498,970.00	Industrial	0.00	0.00	0.00	498,970.00
The Walt Disney Company 2546R3GT5	900,000.00	USD	07/27/2018	07/27/2018	CP	898,602.50	Industrial	0.00	-13.00	0.00	898,589.50
The Walt Disney Company 2546R3GT5	1,100,000.00	USD	07/27/2018	07/27/2018	CP	1,098,276.06	Industrial	0.00	0.00	0.00	1,098,276.06
American Honda Finance Corporation 02665KGQ4	1,100,000.00	USD	07/24/2018	07/24/2018	CP	1,098,489.03	Industrial	0.00	0.00	0.00	1,098,489.03
Nissan Motor Acceptance Corporation 65475MGP9	1,000,000.00	USD	07/23/2018	07/23/2018	CP	998,735.01	Industrial	0.00	0.00	0.00	998,735.01
The Toronto-Dominion Bank 89119BGL4	1,570,000.00	USD	07/20/2018	07/20/2018	CP	1,568,114.91	Financial	0.00	0.00	0.00	1,568,114.91
J.P. Morgan Securities LLC 46640QGH8	500,000.00	USD	07/17/2018	07/17/2018	CP	499,555.55	Financial	0.00	0.00	0.00	499,555.55
Toyota Motor Credit Corporation 89233HG99	1,000,000.00	USD	07/09/2018	07/09/2018	CP	999,528.89	Industrial	0.00	0.00	0.00	999,528.89
---	15,040,000.00	USD	08/28/2018	---	CP	14,984,958.62	---	0.00	-13.00	0.00	14,984,945.62

Corporate

Description, Identifier	Current Units	Currency	Effective Maturity	Final Maturity	Security Type Category	Book Value	Market Sector	Unrealized Gain	Unrealized Loss	Accrued Balance	Market Value + Accrued
WELLS FARGO BANK NA 94988J5F0	1,000,000.00	USD	11/28/2018	11/28/2018	Corporate	999,513.04	Financial	0.00	-2,753.04	1,650.00	998,410.00
CHEVRON CORP 166764BA7	515,000.00	USD	11/16/2018	11/16/2018	Corporate	514,942.20	Industrial	0.00	-1,111.25	1,152.31	514,983.26

Exposure-Security Type

As of 06/30/2018

[Return to Table of Contents](#)

HMCM-Zone 7 Water Agency (100470)

Dated: 07/13/2018

Description, Identifier	Current Units	Currency	Effective Maturity	Final Maturity	Security Type Category	Book Value	Market Sector	Unrealized Gain	Unrealized Loss	Accrued Balance	Market Value + Accrued
MICROSOFT CORP 594918BF0	1,000,000.00	USD	11/03/2018	11/03/2018	Corporate	998,295.45	Industrial	0.00	-1,995.45	2,094.44	998,394.44
HOME DEPOT INC 437076BB7	600,000.00	USD	09/10/2018	09/10/2018	Corporate	600,339.91	Industrial	0.00	-495.91	4,162.50	604,006.50
AMERICAN EXPRESS CREDIT CORP 0258M0DV8	1,000,000.00	USD	07/31/2018	07/31/2018	Corporate	999,964.00	Financial	0.00	-414.00	7,550.00	1,007,100.00
BANK OF MONTREAL 06367THQ6	1,500,000.00	USD	07/18/2019	07/18/2019	Corporate	1,482,047.54	Financial	0.00	-2,702.54	10,187.50	1,489,532.50
TOYOTA MOTOR CREDIT CORP 89236TCP8	963,000.00	USD	07/13/2018	07/13/2018	Corporate	962,925.39	Industrial	0.00	-214.29	6,965.70	969,676.80
ORACLE CORP 68389XAG0	1,500,000.00	USD	07/08/2019	07/08/2019	Corporate	1,537,829.29	Industrial	0.00	-3,524.29	36,041.67	1,570,346.67
WELLS FARGO BANK NA 94988J5D5	1,000,000.00	USD	05/24/2019	05/24/2019	Corporate	992,336.42	Financial	0.00	-1,296.42	1,798.61	992,838.61
U.S. BANCORP 91159HHH6	890,000.00	USD	04/25/2019	04/25/2019	Corporate	887,006.02	Financial	0.00	-423.62	3,589.67	890,172.07
BANK OF NEW YORK MELLON CORP 06406HCP2	1,500,000.00	USD	01/15/2019	01/15/2019	Corporate	1,499,283.10	Financial	0.00	-3,288.10	14,525.00	1,510,520.00
---	11,468,000.00	USD	01/31/2019	---	Corporate	11,474,482.39	---	0.00	-18,218.94	89,717.40	11,545,980.85

Currency

Description, Identifier	Current Units	Currency	Effective Maturity	Final Maturity	Security Type Category	Book Value	Market Sector	Unrealized Gain	Unrealized Loss	Accrued Balance	Market Value + Accrued
Receivable CCYUSD	3,005.40	USD	06/30/2018	06/30/2018	Currency	3,005.40	Cash	0.00	0.00	0.00	3,005.40
Receivable CCYUSD	3,005.40	USD	06/30/2018	06/30/2018	Currency	3,005.40	Cash	0.00	0.00	0.00	3,005.40

MM Fund

Description, Identifier	Current Units	Currency	Effective Maturity	Final Maturity	Security Type Category	Book Value	Market Sector	Unrealized Gain	Unrealized Loss	Accrued Balance	Market Value + Accrued
FEDERATED GOVT OBL,SVC 60934N807	1,038,961.15	USD	06/30/2018	06/30/2018	MM Fund	1,038,961.15	Cash	0.00	0.00	0.00	1,038,961.15
MORG STAN I LQ:GV;ADV 61747C608	69,886.96	USD	06/30/2018	06/30/2018	MM Fund	69,886.96	Cash	0.00	0.00	0.00	69,886.96
---	1,108,848.11	USD	06/30/2018	06/30/2018	MM Fund	1,108,848.11	Cash	0.00	0.00	0.00	1,108,848.11

US Gov

Description, Identifier	Current Units	Currency	Effective Maturity	Final Maturity	Security Type Category	Book Value	Market Sector	Unrealized Gain	Unrealized Loss	Accrued Balance	Market Value + Accrued
UNITED STATES TREASURY 912796PR4	2,000,000.00	USD	07/26/2018	07/26/2018	US Gov	1,997,513.89	Government	166.11	0.00	0.00	1,997,680.00
UNITED STATES TREASURY 912796PR4	2,000,000.00	USD	07/26/2018	07/26/2018	US Gov	1,997,513.89	Government	166.11	0.00	0.00	1,997,680.00

Summary

Description, Identifier	Current Units	Currency	Effective Maturity	Final Maturity	Security Type Category	Book Value	Market Sector	Unrealized Gain	Unrealized Loss	Accrued Balance	Market Value + Accrued
---	63,219,853.51	USD	09/09/2018	---	---	63,113,725.22	---	980.79	-18,419.27	93,113.23	63,189,399.96

Exposure-Security Type

As of 06/30/2018

HMCM-Zone 7 Water Agency (100470)

Dated: 07/13/2018

[Return to Table of Contents](#)

* Grouped by: Security Type Category. * Groups Sorted by: Security Type Category. * Weighted by: Market Value + Accrued.

Disclaimer

[Return to Table of Contents](#)

Dated: 07/13/2018

It is recommended that you compare the security positions shown on the periodic investment statement ("investment statement") you receive from HighMark Capital Management to those shown on the statement you receive from the Custodian ("custodial statement"). Differences in reported security positions may exist because investment statements are presented on a trade date basis whereas the information presented on the custodial statement is generally shown on a settlement date basis. There also may be differences in the values shown for your investments due to accrued but uncollected income and the use of differing valuation sources and methods.