

September 30, 2021

Board of Directors
Zone 7 Water Agency
100 North Canyons Parkway
Livermore, CA 94551

Subject: **Investment Report as of September 30, 2021 (Unaudited)**

Dear Board Members:

Pursuant to Resolution No. 21-48, dated June 16, 2021, the Board adopted the Agency investment policy. In accordance with Strategic Plan Initiative No. 24 – Continue to effectively manage financial resources for the Agency in a prudent manner and in accordance with the Investment Policy, attached is the Agency quarterly informational investment report as of September 30, 2021. Enclosed with this report is a detailed composition of investments held in Zone 7's name by securities category as of September 30, 2021. This report reflects the market value and cost of purchase of the securities.

All Agency investments in this investment management portfolio conform to the investment policy and are in accordance with California Government Code Section 53600, et. seq. Below is the Agency's investment portfolio management summary:

Investment Type	Face Amount	Market Value	Book Value	% of Portfolio	Permitted by Agency Policy	In Compliance	Book Yield
US Gov Treasuries	\$ 65,000,000	\$ 64,947,595	\$ 64,986,210	49.19%	No Limit	Yes	0.156%
Corporate Bonds (Medium Term Notes)	33,161,000	34,262,013	34,244,471	25.95%	30%	Yes	0.383%
Commercial Paper	11,700,000	11,696,751	11,696,751	8.86%	25%	Yes	0.107%
Money Market	21,134,903	21,134,903	21,134,903	16.00%	20%	Yes	0.030%
Cash	511	511	511	0.00%			
Total Investments	\$ 130,996,414	\$ 132,041,773	\$ 132,062,846	100%			0.190%
MUFG (Union Bank)	\$ 2,592,774	\$ 2,592,774	\$ 2,592,774				
Total Cash & Investments	\$ 133,589,188	\$ 134,634,548	\$ 134,655,620				0.190%


In addition, the Agency has cash and investment pooled with the Alameda County Treasury. The County Treasurer acts as the disbursing agent for these funds for the Agency and the cash and investments are invested pursuant to investment policy guidelines established by the County Treasurer for the County.

As of September 30, 2021, the County Treasurer held approximately \$139,762,960 (unaudited) for the Agency. The amount held by the County Treasurer is sufficient to meet all operating cash needs for the Agency within the next six months. Here is a link to the County investment reports: <https://treasurer.acgov.org/treasury/reports.page?>

I hereby certify that, to the best of my actual knowledge, this report includes all investments in the Agency pool investment portfolio and is in conformity with the Agency's current investment policy dated July 1, 2021.

Market value amounts are from HighMark Capital Management which provides investment management services for the Agency. MUFG Union Bank N.A provides the Agency custody services. Book value amounts include premiums or discounts and are adjusted at year end on the general ledger.

Sincerely,



Osborn Solitei,
Treasurer

Attachment:

- Agency Investment Management Portfolio as of September 30, 2021

cc. Valerie Pryor, General Manager



HMCM-Zone 7 Board Reporting

HMCM-Zone 7 Water Agency (100470)

Quarter End (Q3 Y2021)

07/01/2021 - 09/30/2021

Dated: 10/25/2021

Locked Down

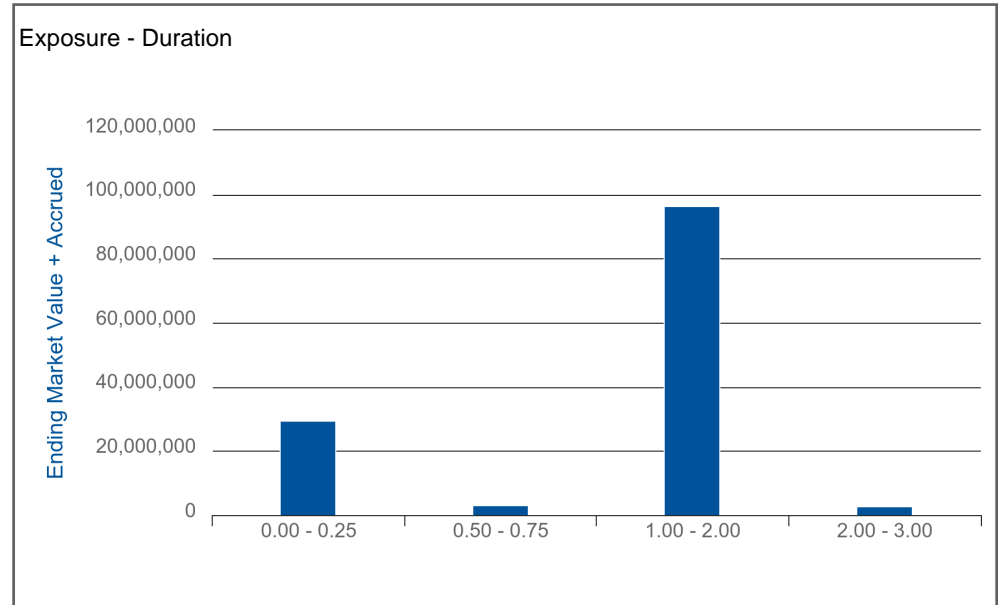
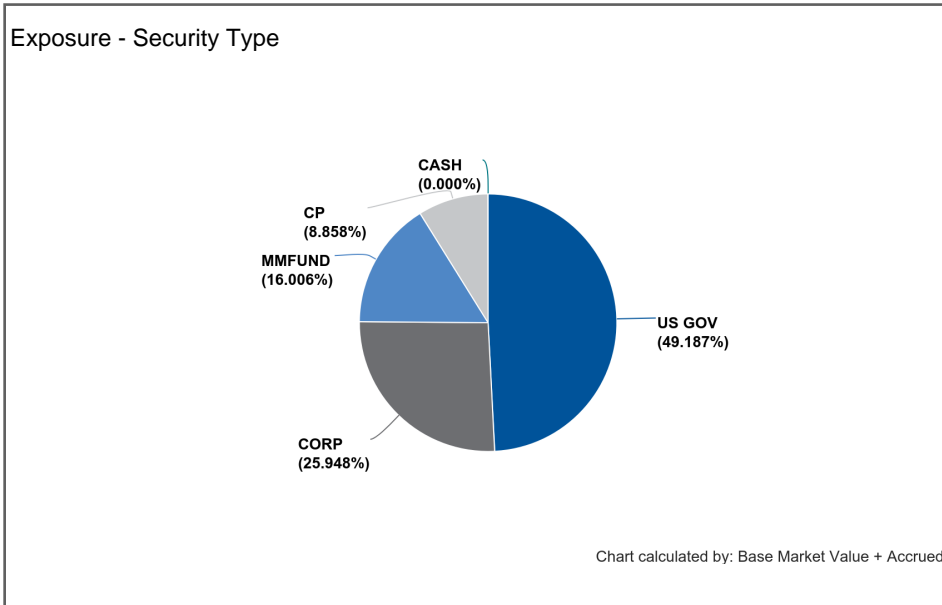
Table of Contents

Dated: 10/25/2021

<u>HMCM-Dashboard (HMCM-Zone 7 Water Agency (100470))</u>	1
<u>HMCM-Maturity Report (HMCM-Zone 7 Water Agency (100470))</u>	2
<u>HMCM-Portfolio Holdings (HMCM-Zone 7 Water Agency (100470))</u>	3
<u>HMCM-Exposure - Duration (HMCM-Zone 7 Water Agency (100470))</u>	5
<u>Exposure-Security Type (HMCM-Zone 7 Water Agency (100470))</u>	7

Balance Sheet	
Book Value + Accrued	132,062,846.06
Net Unrealized Gain/Loss	-21,072.82
Market Value + Accrued	132,041,773.24

Cash and Fixed Income Summary	
Risk Metric	Value
Cash	510.51
MMFund	21,134,903.29
Fixed Income	110,906,359.44
Duration	1.148
Convexity	0.023
WAL	1.156
Years to Final Maturity	1.159
Years to Effective Maturity	1.155
Yield	0.200
Book Yield	0.190
Avg Credit Rating	AA+/Aa1/AA+



HMCM-Maturity Report

Base Currency: USD As of 09/30/2021

HMCM-Zone 7 Water Agency (100470)

Dated: 10/25/2021

[Return to Table of Contents](#)

Effective Maturity	Current Units	Description	Coupon Rate	Coupon Type	Identifier	Moodys Rating	S&P Rating	Fitch Rating	Moodys Underlying Rating	S&P Underlying Rating	Fitch Underlying Rating	Pre-Refunded	Alt Min Tax	Base Market Value + Accrued
09/30/2021	1,071,577.00	FEDERATED HRMS GV O SVC	0.030	Fixed	60934N807	Aaa	AAAm	AAA	NA	NA	NA	N	N	1,071,577.00
09/30/2021	20,063,326.29	MORG STAN I LQ:GV ADV	0.030	Fixed	61747C608	Aaa	AAAm	AAA	NA	NA	NA	N	N	20,063,326.29
09/30/2021	510.51	Receivable	0.000	Fixed	CCYUSD	Aaa	AAA	AAA	NA	NA	NA	N	N	510.51
10/25/2021	7,500,000.00	Exxon Mobil Corporation	0.000	Zero Coupon	30229AXR5	P-1	A-1+	NA	NA	NA	NA	N	N	7,499,600.00
12/07/2021	1,000,000.00	Toyota Motor Credit Corporation	0.000	Zero Coupon	89233GZ74	P-1	A-1+	F1	NA	NA	NA	N	N	999,627.78
04/18/2022	3,200,000.00	Royal Bank of Canada New York Branch	0.000	Zero Coupon	78015DDJ6	P-1	A-1+	F1+	NA	NA	NA	N	N	3,197,523.56
12/29/2022	5,000,000.00	BANK OF NEW YORK MELLON CORP	2.950	Fixed	06406RAE7	A1	A	AA-	NA	NA	NA	N	N	5,190,202.78
01/11/2023	6,850,000.00	BANK OF AMERICA CORP	3.300	Fixed	06051GEU9	A2	A-	AA-	NA	NA	NA	N	N	7,159,026.33
01/25/2023	3,987,000.00	JPMORGAN CHASE & CO	3.200	Fixed	46625HJH4	A2	A-	AA-	NA	NA	NA	N	N	4,162,175.49
01/31/2023	18,000,000.00	UNITED STATES TREASURY	0.125	Fixed	91282CBG5	Aaa	AA+	AAA	NA	NA	NA	N	N	17,994,610.76
02/11/2023	3,124,000.00	BERKSHIRE HATHAWAY INC	3.000	Fixed	084670BJ6	Aa2	AA	A+	NA	NA	NA	N	N	3,250,917.71
02/28/2023	18,000,000.00	UNITED STATES TREASURY	0.125	Fixed	91282CBN0	Aaa	AA+	AAA	NA	NA	NA	N	N	17,988,606.80
04/30/2023	18,000,000.00	UNITED STATES TREASURY	0.125	Fixed	91282CBX8	Aaa	AA+	AAA	NA	NA	NA	N	N	17,985,475.76
04/30/2023	4,000,000.00	UNITED STATES TREASURY	0.125	Fixed	91282CBX8	Aaa	AA+	AAA	NA	NA	NA	N	N	3,996,772.39
05/11/2023	6,000,000.00	APPLE INC	0.750	Fixed	037833DV9	Aa1	AA+	NA	NA	NA	NA	N	N	6,061,300.00
08/14/2023	5,500,000.00	TOYOTA MOTOR CREDIT CORP	0.500	Fixed	89236THF5	A1	A+	A+	NA	NA	NA	N	N	5,517,670.28
08/31/2023	7,000,000.00	UNITED STATES TREASURY	0.125	Fixed	91282CCU3	Aaa	AA+	AAA	NA	NA	NA	N	N	6,982,129.31
02/01/2024	2,700,000.00	JPMORGAN CHASE & CO	3.875	Fixed	46625HJT8	A2	A-	AA-	NA	NA	NA	N	N	2,920,720.50
11/26/2022	130,996,413.80	---	0.677	---	---	Aa1	AA	AA+	NA	NA	NA	N	N	132,041,773.24

* Weighted by: Base Market Value + Accrued. * Holdings Displayed by: Lot.

HMCM-Portfolio Holdings

Base Currency: USD As of 09/30/2021

[Return to Table of Contents](#)

HMCM-Zone 7 Water Agency (100470)

Dated: 10/25/2021

CASH

Description, Identifier	Coupon Rate	Current Face Value, Base Original Units	Settle Date, Effective Maturity	Next Call Date	Original Price, Base Original Cost	Original Purchased Accrued, Remaining Original Purchase Accrued	Net Accumulated Amortization/ Accretion	Accrued Balance, Book Value + Accrued	Book Yield	Days Left to Effective Maturity, Security Type	% Of Book Value + Accrued	Base Market Value + Accrued
Receivable CCYUSD	0.000	0.00 510.51	--- 09/30/2021	---	1.000 510.51	0.00 0.00	0.00	0.00 510.51	0.000	0 CASH	0.000%	510.51
Receivable CCYUSD	0.000	0.00 510.51	--- 09/30/2021	---	1.000 510.51	0.00 0.00	0.00	0.00 510.51	0.000	0 CASH	0.000%	510.51

CORP

Description, Identifier	Coupon Rate	Current Face Value, Base Original Units	Settle Date, Effective Maturity	Next Call Date	Original Price, Base Original Cost	Original Purchased Accrued, Remaining Original Purchase Accrued	Net Accumulated Amortization/ Accretion	Accrued Balance, Book Value + Accrued	Book Yield	Days Left to Effective Maturity, Security Type	% Of Book Value + Accrued	Base Market Value + Accrued
APPLE INC 037833DV9	0.750	6,000,000.00 6,000,000.00	07/15/2020 05/11/2023	---	101.153 6,069,180.00	8,000.00 0.00	-29,754.12	17,500.00 6,056,925.88	0.339	588 CORP	4.586%	6,061,300.00
BANK OF AMERICA CORP 06051GEU9	3.300	6,850,000.00 6,850,000.00	01/15/2021 01/11/2023	---	105.934 7,256,479.00	2,511.67 0.00	-145,011.10	50,233.33 7,161,701.23	0.305	468 CORP	5.423%	7,159,026.33
BANK OF NEW YORK MELLON CORP 06406RAE7	2.950	5,000,000.00 5,000,000.00	07/17/2020 12/29/2022	12/29/2022	106.085 5,304,250.00	68,833.33 0.00	-149,915.36	25,402.78 5,179,737.41	0.450	455 CORP	3.922%	5,190,202.78
BERKSHIRE HATHAWAY INC 084670BJ6	3.000	3,124,000.00 3,124,000.00	06/25/2020 02/11/2023	---	106.675 3,332,527.00	34,884.67 0.00	-100,466.18	13,016.67 3,245,077.48	0.442	499 CORP	2.457%	3,250,917.71
JPMORGAN CHASE & CO 46625HJH4	3.200	3,987,000.00 3,987,000.00	02/10/2021 01/25/2023	---	105.684 4,213,621.08	5,316.00 0.00	-73,953.38	23,390.40 4,163,058.10	0.287	482 CORP	3.152%	4,162,175.49
JPMORGAN CHASE & CO 46625HJT8	3.875	2,700,000.00 2,700,000.00	05/24/2021 02/01/2024	---	109.072 2,944,944.00	32,840.63 0.00	-32,393.41	17,437.50 2,929,988.09	0.472	854 CORP	2.219%	2,920,720.50
TOYOTA MOTOR CREDIT CORP 89236THF5	0.500	5,500,000.00 5,500,000.00	04/12/2021 08/14/2023	---	100.100 5,505,500.00	4,430.56 0.00	-1,107.73	3,590.28 5,507,982.55	0.457	683 CORP	4.171%	5,517,670.28
---	2.353	33,161,000.00	---	---	104.479	156,816.86	-532,601.28	150,570.96	0.383	559	25.930%	34,262,013.09
---		33,161,000.00	04/12/2023		34,626,501.08	0.00		34,244,470.76		CORP		

CP

Description, Identifier	Coupon Rate	Current Face Value, Base Original Units	Settle Date, Effective Maturity	Next Call Date	Original Price, Base Original Cost	Original Purchased Accrued, Remaining Original Purchase Accrued	Net Accumulated Amortization/ Accretion	Accrued Balance, Book Value + Accrued	Book Yield	Days Left to Effective Maturity, Security Type	% Of Book Value + Accrued	Base Market Value + Accrued
Exxon Mobil Corporation 30229AXR5	0.000	7,500,000.00 7,500,000.00	05/05/2021 10/25/2021	---	99.962 7,497,116.67	0.00 0.00	2,483.33	0.00 7,499,600.00	0.080	25 CP	5.679%	7,499,600.00
Royal Bank of Canada New York Branch 78015DDJ6	0.000	3,200,000.00 3,200,000.00	09/22/2021 04/18/2022	---	99.919 3,197,411.56	0.00 0.00	112.00	0.00 3,197,523.56	0.140	200 CP	2.421%	3,197,523.56
Toyota Motor Credit Corporation 89233GZ74	0.000	1,000,000.00 1,000,000.00	03/12/2021 12/07/2021	---	99.850 998,500.00	0.00 0.00	1,127.78	0.00 999,627.78	0.200	68 CP	0.757%	999,627.78
---	0.000	11,700,000.00	---	---	99.940	0.00	3,723.11	0.00	0.107	77	8.857%	11,696,751.34
---		11,700,000.00	12/16/2021		11,693,028.23	0.00		11,696,751.34		CP		

MMFUND

Description, Identifier	Coupon Rate	Current Face Value, Base Original Units	Settle Date, Effective Maturity	Next Call Date	Original Price, Base Original Cost	Original Purchased Accrued, Remaining Original Purchase Accrued	Net Accumulated Amortization/ Accretion	Accrued Balance, Book Value + Accrued	Book Yield	Days Left to Effective Maturity, Security Type	% Of Book Value + Accrued	Base Market Value + Accrued
FEDERATED HRMS GV O SVC 60934N807	0.030	0.00 1,071,577.00	--- 09/30/2021	---	1.000 1,071,577.00	0.00 0.00	0.00	0.00 1,071,577.00	0.030	0 MMFUND	0.811%	1,071,577.00
MORG STAN I LQ:GV ADV 61747C608	0.030	0.00 20,063,326.29	--- 09/30/2021	---	1.000 20,063,326.29	0.00 0.00	0.00	0.00 20,063,326.29	0.030	0 MMFUND	15.192%	20,063,326.29
---	0.030	0.00	---	---	1.000	0.00	0.00	0.00	0.030	0	16.004%	21,134,903.29
---		21,134,903.29	09/30/2021		21,134,903.29	0.00		21,134,903.29		MMFUND		

HMCM-Portfolio Holdings

Base Currency: USD As of 09/30/2021

HMCM-Zone 7 Water Agency (100470)

Dated: 10/25/2021

[Return to Table of Contents](#)

US GOV

Description, Identifier	Coupon Rate	Current Face Value, Base Original Units	Settle Date, Effective Maturity	Next Call Date	Original Price, Base Original Cost	Original Purchased Accrued, Remaining Original Purchase Accrued	Net Accumulated Amortization/ Accretion	Accrued Balance, Book Value + Accrued	Book Yield	Days Left to Effective Maturity, Security Type	% Of Book Value + Accrued	Base Market Value + Accrued
UNITED STATES TREASURY 91282CBG5	0.125	18,000,000.00 18,000,000.00	05/03/2021 01/31/2023	---	99.973 17,995,078.13	5,718.23 0.00	1,164.89	3,790.76 18,000,033.78	0.141	488 US GOV	13.630%	17,994,610.76
UNITED STATES TREASURY 91282CBN0	0.125	18,000,000.00 18,000,000.00	05/03/2021 02/28/2023	---	99.957 17,992,265.63	3,913.04 0.00	1,753.59	1,926.80 17,995,946.01	0.149	516 US GOV	13.627%	17,988,606.80
UNITED STATES TREASURY 91282CBX8	0.125	18,000,000.00 18,000,000.00	05/03/2021 04/30/2023	---	99.930 17,987,343.75	183.42 183.42	2,628.74	9,415.76 17,999,388.25	0.160	577 US GOV	13.629%	17,985,475.76
UNITED STATES TREASURY 91282CBX8	0.125	4,000,000.00 4,000,000.00	05/10/2021 04/30/2023	---	99.961 3,998,437.50	135.87 135.87	312.50	2,092.39 4,000,842.39	0.145	577 US GOV	3.029%	3,996,772.39
UNITED STATES TREASURY 91282CCU3	0.125	7,000,000.00 7,000,000.00	09/01/2021 08/31/2023	---	99.840 6,988,789.06	24.17 24.17	461.36	749.31 6,989,999.72	0.205	700 US GOV	5.293%	6,982,129.31
UNITED STATES TREASURY ---	0.125	65,000,000.00 65,000,000.00	--- 04/02/2023	---	99.941 64,961,914.07	9,974.73 343.46	6,321.08	17,975.02 64,986,210.17	0.156	549 US GOV	49.209%	64,947,595.02

Summary

Description, Identifier	Coupon Rate	Current Face Value, Base Original Units	Settle Date, Effective Maturity	Next Call Date	Original Price, Base Original Cost	Original Purchased Accrued, Remaining Original Purchase Accrued	Net Accumulated Amortization/ Accretion	Accrued Balance, Book Value + Accrued	Book Yield	Days Left to Effective Maturity, Security Type	% Of Book Value + Accrued	Base Market Value + Accrued
---	0.677	109,861,000.00 130,996,413.80	--- 11/26/2022	---	85.282 132,416,857.18	166,791.59 343.46	-522,557.09	168,545.97 132,062,846.06	0.190	422 ---	100.000%	132,041,773.24

* Grouped by: Security Type. * Groups Sorted by: Security Type. * Weighted by: Base Market Value + Accrued, except Book Yield by Base Book Value + Accrued. * Holdings Displayed by: Lot.

* Days Left to Effective Maturity = [Effective Maturity]-[As Of Date], Summary Calculation: Weighted Average.

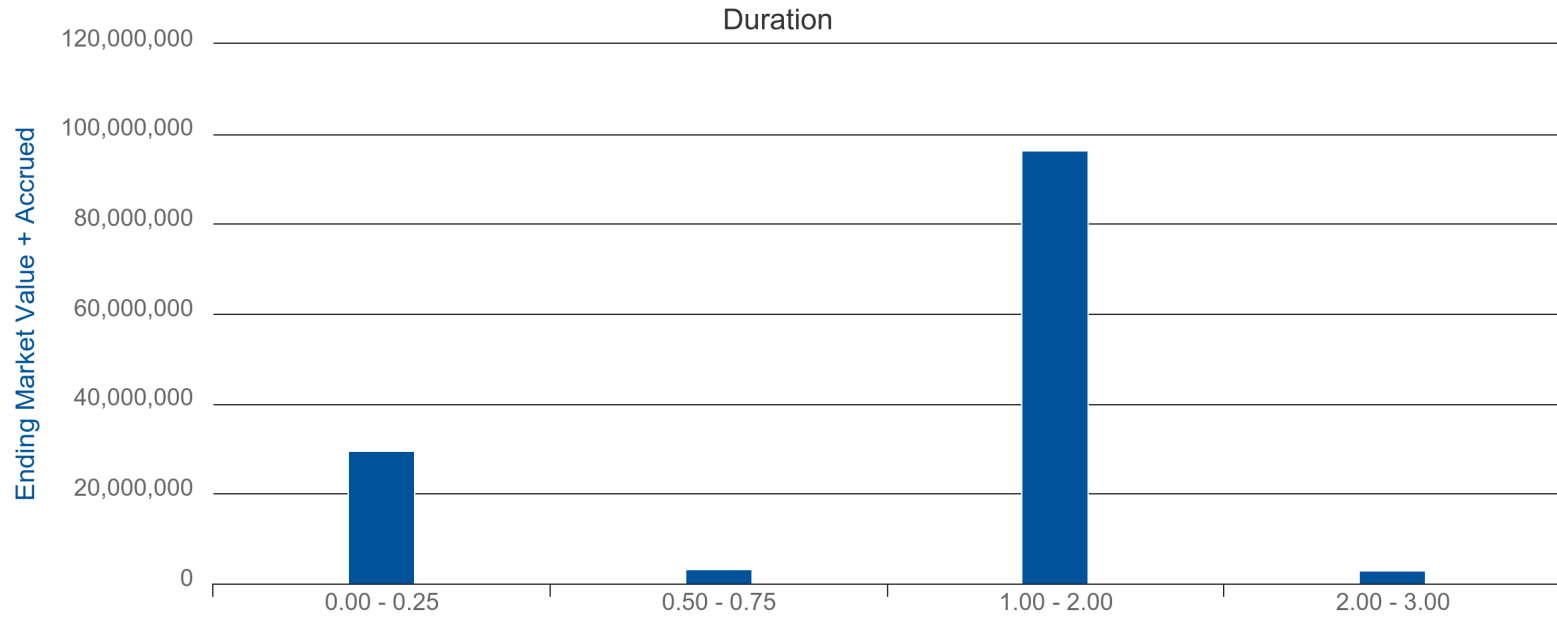
HMCM-Exposure - Duration

As of 09/30/2021

[Return to Table of Contents](#)

HMCM-Zone 7 Water Agency (100470)

Dated: 10/25/2021



0.00 - 0.25

Description, Identifier	Security Type	Ending Current Units	Currency	Ending Effective Maturity	Final Maturity	Ending Market Price	Ending Yield	Duration	Convexity	Ending Book Value	Ending Unrealized Gain	Ending Unrealized Loss	Ending Accrued Balance	Ending Market Value + Accrued
FEDERATED HRMS GV O SVC 60934N807	MMFUND	1,071,577.00	USD	09/30/2021	09/30/2021	1.0000	0.030	0.000	0.000	1,071,577.00	0.00	0.00	0.00	1,071,577.00
MORG STAN I LQ:GV ADV 61747C608	MMFUND	20,063,326.29	USD	09/30/2021	09/30/2021	1.0000	0.030	0.000	0.000	20,063,326.29	0.00	0.00	0.00	20,063,326.29
Receivable CCYUSD	CASH	510.51	USD	09/30/2021	09/30/2021	1.0000	0.000	0.000	0.000	510.51	0.00	0.00	0.00	510.51
Exxon Mobil Corporation 30229AXR5	CP	7,500,000.00	USD	10/25/2021	10/25/2021	99.9947	0.077	0.069	0.001	7,499,600.00	0.00	0.00	0.00	7,499,600.00
Toyota Motor Credit Corporation 89233GZ74	CP	1,000,000.00	USD	12/07/2021	12/07/2021	99.9628	0.197	0.189	0.002	999,627.78	0.00	0.00	0.00	999,627.78
---	---	29,635,413.80	USD	10/09/2021	10/09/2021	29.3906	0.047	0.024	0.000	29,634,641.58	0.00	0.00	0.00	29,634,641.58

0.50 - 0.75

Description, Identifier	Security Type	Ending Current Units	Currency	Ending Effective Maturity	Final Maturity	Ending Market Price	Ending Yield	Duration	Convexity	Ending Book Value	Ending Unrealized Gain	Ending Unrealized Loss	Ending Accrued Balance	Ending Market Value + Accrued
Royal Bank of Canada New York Branch 78015DDJ6	CP	3,200,000.00	USD	04/18/2022	04/18/2022	99.9226	0.139	0.556	0.009	3,197,523.56	0.00	0.00	0.00	3,197,523.56
Royal Bank of Canada New York Branch 78015DDJ6	CP	3,200,000.00	USD	04/18/2022	04/18/2022	99.9226	0.139	0.556	0.009	3,197,523.56	0.00	0.00	0.00	3,197,523.56

HMCM-Exposure - Duration

As of 09/30/2021

[Return to Table of Contents](#)

HMCM-Zone 7 Water Agency (100470)

Dated: 10/25/2021

1.00 - 2.00

Description, Identifier	Security Type	Ending Current Units	Currency	Ending Effective Maturity	Final Maturity	Ending Market Price	Ending Yield	Duration	Convexity	Ending Book Value	Ending Unrealized Gain	Ending Unrealized Loss	Ending Accrued Balance	Ending Market Value + Accrued
BANK OF NEW YORK MELLON CORP 06406RAE7	CORP	5,000,000.00	USD	12/29/2022	01/29/2023	103.2960	0.300	1.226	0.020	5,154,334.64	10,465.36	0.00	25,402.78	5,190,202.78
BANK OF AMERICA CORP 06051GEU9	CORP	6,850,000.00	USD	01/11/2023	01/11/2023	103.7780	0.340	1.255	0.022	7,111,467.90	0.00	-2,674.90	50,233.33	7,159,026.33
JPMORGAN CHASE & CO 46625HJH4	CORP	3,987,000.00	USD	01/25/2023	01/25/2023	103.8070	0.306	1.295	0.023	4,139,667.70	0.00	-882.61	23,390.40	4,162,175.49
UNITED STATES TREASURY 91282CBG5	US GOV	18,000,000.00	USD	01/31/2023	01/31/2023	99.9490	0.163	1.332	0.024	17,996,243.02	0.00	-5,423.02	3,790.76	17,994,610.76
BERKSHIRE HATHAWAY INC 084670BJ6	CORP	3,124,000.00	USD	02/11/2023	02/11/2023	103.6460	0.319	1.340	0.025	3,232,060.82	5,840.22	0.00	13,016.67	3,250,917.71
UNITED STATES TREASURY 91282CBN0	US GOV	18,000,000.00	USD	02/28/2023	02/28/2023	99.9260	0.177	1.415	0.027	17,994,019.22	0.00	-7,339.22	1,926.80	17,988,606.80
UNITED STATES TREASURY 91282CBX8	US GOV	18,000,000.00	USD	04/30/2023	04/30/2023	99.8670	0.209	1.581	0.033	17,989,972.49	0.00	-13,912.49	9,415.76	17,985,475.76
UNITED STATES TREASURY 91282CBX8	US GOV	4,000,000.00	USD	04/30/2023	04/30/2023	99.8670	0.209	1.581	0.033	3,998,750.00	0.00	-4,070.00	2,092.39	3,996,772.39
APPLE INC 037833DV9	CORP	6,000,000.00	USD	05/11/2023	05/11/2023	100.7300	0.296	1.600	0.034	6,039,425.88	4,374.12	0.00	17,500.00	6,061,300.00
TOYOTA MOTOR CREDIT CORP 89236THF5	CORP	5,500,000.00	USD	08/14/2023	08/14/2023	100.2560	0.363	1.861	0.044	5,504,392.27	9,687.73	0.00	3,590.28	5,517,670.28
UNITED STATES TREASURY 91282CCU3	US GOV	7,000,000.00	USD	08/31/2023	08/31/2023	99.7340	0.264	1.913	0.046	6,989,250.42	0.00	-7,870.42	749.31	6,982,129.31
---	---	95,461,000.00	USD	03/27/2023	03/29/2023	100.7338	0.235	1.481	0.030	96,149,584.36	30,367.43	-42,172.66	151,108.47	96,288,887.60

2.00 - 3.00

Description, Identifier	Security Type	Ending Current Units	Currency	Ending Effective Maturity	Final Maturity	Ending Market Price	Ending Yield	Duration	Convexity	Ending Book Value	Ending Unrealized Gain	Ending Unrealized Loss	Ending Accrued Balance	Ending Market Value + Accrued
JPMORGAN CHASE & CO 46625HJT8	CORP	2,700,000.00	USD	02/01/2024	02/01/2024	107.5290	0.623	2.240	0.063	2,912,550.59	0.00	-9,267.59	17,437.50	2,920,720.50
JPMORGAN CHASE & CO 46625HJT8	CORP	2,700,000.00	USD	02/01/2024	02/01/2024	107.5290	0.623	2.240	0.063	2,912,550.59	0.00	-9,267.59	17,437.50	2,920,720.50

Summary

Description, Identifier	Security Type	Ending Current Units	Currency	Ending Effective Maturity	Final Maturity	Ending Market Price	Ending Yield	Duration	Convexity	Ending Book Value	Ending Unrealized Gain	Ending Unrealized Loss	Ending Accrued Balance	Ending Market Value + Accrued
---	---	130,996,413.80	USD	11/26/2022	11/27/2022	84.8527	0.200	1.148	0.023	131,894,300.09	30,367.43	-51,440.25	168,545.97	132,041,773.24

* Grouped by: Duration. * Groups Sorted by: Duration. * Weighted by: Ending Market Value + Accrued.

Security Type Category

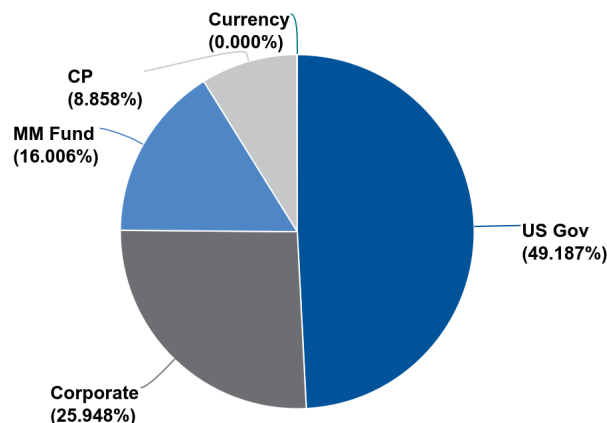


Chart calculated by: Ending Market Value + Accrued

CP

Description, Identifier	Ending Current Units	Currency	Ending Effective Maturity	Final Maturity	Security Type Category	Ending Book Value	Market Sector	Ending Unrealized Gain	Ending Unrealized Loss	Ending Accrued Balance	Ending Market Value + Accrued
Toyota Motor Credit Corporation 89233GZ74	1,000,000.00	USD	12/07/2021	12/07/2021	CP	999,627.78	Industrial	0.00	0.00	0.00	999,627.78
Exxon Mobil Corporation 30229AXR5	7,500,000.00	USD	10/25/2021	10/25/2021	CP	7,499,600.00	Industrial	0.00	0.00	0.00	7,499,600.00
Royal Bank of Canada New York Branch 78015DDJ6	3,200,000.00	USD	04/18/2022	04/18/2022	CP	3,197,523.56	Financial	0.00	0.00	0.00	3,197,523.56
---	11,700,000.00	USD	12/16/2021	---	CP	11,696,751.34	---	0.00	0.00	0.00	11,696,751.34

Corporate

Description, Identifier	Ending Current Units	Currency	Ending Effective Maturity	Final Maturity	Security Type Category	Ending Book Value	Market Sector	Ending Unrealized Gain	Ending Unrealized Loss	Ending Accrued Balance	Ending Market Value + Accrued
TOYOTA MOTOR CREDIT CORP 89236THF5	5,500,000.00	USD	08/14/2023	08/14/2023	Corporate	5,504,392.27	Industrial	9,687.73	0.00	3,590.28	5,517,670.28
APPLE INC 037833DV9	6,000,000.00	USD	05/11/2023	05/11/2023	Corporate	6,039,425.88	Industrial	4,374.12	0.00	17,500.00	6,061,300.00
BERKSHIRE HATHAWAY INC 084670BJ6	3,124,000.00	USD	02/11/2023	02/11/2023	Corporate	3,232,060.82	Financial	5,840.22	0.00	13,016.67	3,250,917.71
JPMORGAN CHASE & CO 46625HJT8	2,700,000.00	USD	02/01/2024	02/01/2024	Corporate	2,912,550.59	Financial	0.00	-9,267.59	17,437.50	2,920,720.50
BANK OF NEW YORK MELLON CORP 06406RAE7	5,000,000.00	USD	12/29/2022	01/29/2023	Corporate	5,154,334.64	Financial	10,465.36	0.00	25,402.78	5,190,202.78

Exposure-Security Type

As of 09/30/2021

HMCM-Zone 7 Water Agency (100470)

Dated: 10/25/2021

[Return to Table of Contents](#)

Description, Identifier	Ending Current Units	Currency	Ending Effective Maturity	Final Maturity	Security Type Category	Ending Book Value	Market Sector	Ending Unrealized Gain	Ending Unrealized Loss	Ending Accrued Balance	Ending Market Value + Accrued
JPMORGAN CHASE & CO 46625HJH4	3,987,000.00	USD	01/25/2023	01/25/2023	Corporate	4,139,667.70	Financial	0.00	-882.61	23,390.40	4,162,175.49
BANK OF AMERICA CORP 06051GEU9	6,850,000.00	USD	01/11/2023	01/11/2023	Corporate	7,111,467.90	Financial	0.00	-2,674.90	50,233.33	7,159,026.33
---	33,161,000.00	USD	04/12/2023	---	Corporate	34,093,899.80	---	30,367.43	-12,825.10	150,570.96	34,262,013.09

Currency

Description, Identifier	Ending Current Units	Currency	Ending Effective Maturity	Final Maturity	Security Type Category	Ending Book Value	Market Sector	Ending Unrealized Gain	Ending Unrealized Loss	Ending Accrued Balance	Ending Market Value + Accrued
Receivable CCYUSD	510.51	USD	09/30/2021	09/30/2021	Currency	510.51	Cash	0.00	0.00	0.00	510.51
Receivable CCYUSD	510.51	USD	09/30/2021	09/30/2021	Currency	510.51	Cash	0.00	0.00	0.00	510.51

MM Fund

Description, Identifier	Ending Current Units	Currency	Ending Effective Maturity	Final Maturity	Security Type Category	Ending Book Value	Market Sector	Ending Unrealized Gain	Ending Unrealized Loss	Ending Accrued Balance	Ending Market Value + Accrued
FEDERATED HRMS GV O SVC 60934N807	1,071,577.00	USD	09/30/2021	09/30/2021	MM Fund	1,071,577.00	Cash	0.00	0.00	0.00	1,071,577.00
MORG STAN I LQ:GV ADV 61747C608	20,063,326.29	USD	09/30/2021	09/30/2021	MM Fund	20,063,326.29	Cash	0.00	0.00	0.00	20,063,326.29
---	21,134,903.29	USD	09/30/2021	09/30/2021	MM Fund	21,134,903.29	Cash	0.00	0.00	0.00	21,134,903.29

US Gov

Description, Identifier	Ending Current Units	Currency	Ending Effective Maturity	Final Maturity	Security Type Category	Ending Book Value	Market Sector	Ending Unrealized Gain	Ending Unrealized Loss	Ending Accrued Balance	Ending Market Value + Accrued
UNITED STATES TREASURY 91282CCU3	7,000,000.00	USD	08/31/2023	08/31/2023	US Gov	6,989,250.42	Government	0.00	-7,870.42	749.31	6,982,129.31
UNITED STATES TREASURY 91282CBX8	18,000,000.00	USD	04/30/2023	04/30/2023	US Gov	17,989,972.49	Government	0.00	-13,912.49	9,415.76	17,985,475.76
UNITED STATES TREASURY 91282CBX8	4,000,000.00	USD	04/30/2023	04/30/2023	US Gov	3,998,750.00	Government	0.00	-4,070.00	2,092.39	3,996,772.39
UNITED STATES TREASURY 91282CBN0	18,000,000.00	USD	02/28/2023	02/28/2023	US Gov	17,994,019.22	Government	0.00	-7,339.22	1,926.80	17,988,606.80
UNITED STATES TREASURY 91282CBG5	18,000,000.00	USD	01/31/2023	01/31/2023	US Gov	17,996,243.02	Government	0.00	-5,423.02	3,790.76	17,994,610.76
UNITED STATES TREASURY ---	65,000,000.00	USD	04/02/2023	---	US Gov	64,968,235.15	Government	0.00	-38,615.15	17,975.02	64,947,595.02

Summary

Description, Identifier	Ending Current Units	Currency	Ending Effective Maturity	Final Maturity	Security Type Category	Ending Book Value	Market Sector	Ending Unrealized Gain	Ending Unrealized Loss	Ending Accrued Balance	Ending Market Value + Accrued
---	130,996,413.80	USD	11/26/2022	---	---	131,894,300.09	---	30,367.43	-51,440.25	168,545.97	132,041,773.24

Exposure-Security Type

As of 09/30/2021

HMCM-Zone 7 Water Agency (100470)

Dated: 10/25/2021

[Return to Table of Contents](#)

* Grouped by: Security Type Category. * Groups Sorted by: Security Type Category. * Weighted by: Ending Market Value + Accrued.

It is recommended that you compare the security positions shown on the periodic investment statement ("investment statement") you receive from HighMark Capital Management to those shown on the statement you receive from the Custodian ("custodial statement"). Differences in reported security positions may exist because investment statements are presented on a trade date basis whereas the information presented on the custodial statement is generally shown on a settlement date basis. There also may be differences in the values shown for your investments due to accrued but uncollected income and the use of differing valuation sources and methods.